



FIVE-YEAR CAPITAL IMPROVEMENT PROGRAM AND BUDGET

City of Escondido, California



2024/28

ESCONDIDO CITY COUNCIL



Dane White
Mayor



**Consuelo
Martinez**
Councilmember
District One



Joe Garcia
Councilmember
District Two



**Christian
Garcia**
Councilmember
District Three



**Michael
Morasco**
Councilmember
District Four

Sean McGlynn
City Manager

Christopher McKinney
Deputy City Manager/Director of Utilities

Joanna Axelrod
Deputy City Manager/Director of
Communications & Community Services

CITY OF ESCONDIDO
FIVE-YEAR CAPITAL IMPROVEMENT PROGRAM AND BUDGET
FISCAL YEARS 2023/24-2027/28

Table of Contents

PROGRAM INTRODUCTION AND BUDGET OVERVIEW

FY 2023/24 Budget Overview	3
----------------------------------	---

CAPITAL IMPROVEMENT PROGRAM SUMMARY

Five-Year Program Summary by Project Type	9
---	---

CAPITAL PROJECT DETAILS

General City	27
Library	31
Parks and Recreation	33
Public Art	41
Public Works	45
Streets	51
Wastewater Utilities	69
Water Utilities	75


APPENDIX

AI. SOURCES AND USES

FY 2023/24 Sources and Uses by Fund	79
---	----

AII. FUND DESCRIPTIONS

Description of Different Funding Sources	93
--	----



INTRODUCTION



The Five-Year Capital Improvement Program (CIP or Program) summarizes anticipated resources and estimated uses for major infrastructure and other capital construction, improvements, and maintenance projects. Most resources available for capital projects are restricted as to permissible uses in one fashion or the other. Thus, the CIP is largely a product of matching community needs with such resources, taking into account Council policy objectives to the extent possible.

DOCUMENT OVERVIEW AND ORGANIZATION

The budget process gets underway in January of each year when the Finance staff develops a “Budget Manual” with estimated available funding balances, procedural guidelines, and the current status of existing capital project budgets. Departmental staff uses this information to prepare “Capital Project Information Sheets” to request fiscal year 2023/24 appropriations and outline estimated future project needs. Finance staff summarizes this information and meetings are scheduled as needed to review all capital funding requests and project details with appropriate departmental staff. In the beginning of May, a CIP summary of project requests was prepared and presented to the City Council with staff available to answer any questions. The Five-Year Capital Improvement Program incorporates any revisions or updates resulting from the review process.

The CIP document begins with a Program Summary that organizes the projects into eleven categories: Community Services, Economic Development, General City, Library, Parks and Recreation, Public Art, Public Safety, Public Works, Streets, Wastewater Utilities, and Water Utilities projects. The Program Summary outlines the existing projects in the City’s CIP as well as the ones that are requesting new or additional funding. The projects requesting new or additional funding are listed in bold on the Program Summary and include the page number where you can find more detail on those projects. The Project Detail Section of this document provides a picture and description of the project and summarizes the type of project costs along with the various funding sources used to fund the project.

FISCAL YEAR 2023/24 PROGRAM SOURCES AND USES

The CIP is a five-year planning tool which is developed and updated annually. Major capital improvements can require several years to strategically plan, design, fund, and construct. The Program, as a whole, is an effort to coordinate the identification of dependable funding resources with the implementation of projects that respond to current needs and priorities. The CIP summarizes anticipated resources and estimated uses for major infrastructure, capital construction, improvements, maintenance projects, and certain grant funds.

The total “Sources and Uses” summary that follows includes dependable funding resources and the corresponding uses of those funds. The total proposed budget estimates sources of \$20 million that are available to fund capital improvements, maintenance, and other capital outlay expenditures. The current year CIP estimates using approximately \$19.6 million for appropriated expenditures and transfers.

Upon completion of a project, any remaining balance is returned to its corresponding fund’s reserves, which becomes available to fund future projects. Also any excess revenues over budgeted expenditures will be added to the reserves. This Budget includes \$319,710 in reserves available for future projects. A majority of that amount is reserved in the Library Trust Fund and can only to be used for Library projects. Staff may come back to Council with uses for these funds throughout the Fiscal Year if needed; more detail can be found in the Sources and Uses in the appendix.

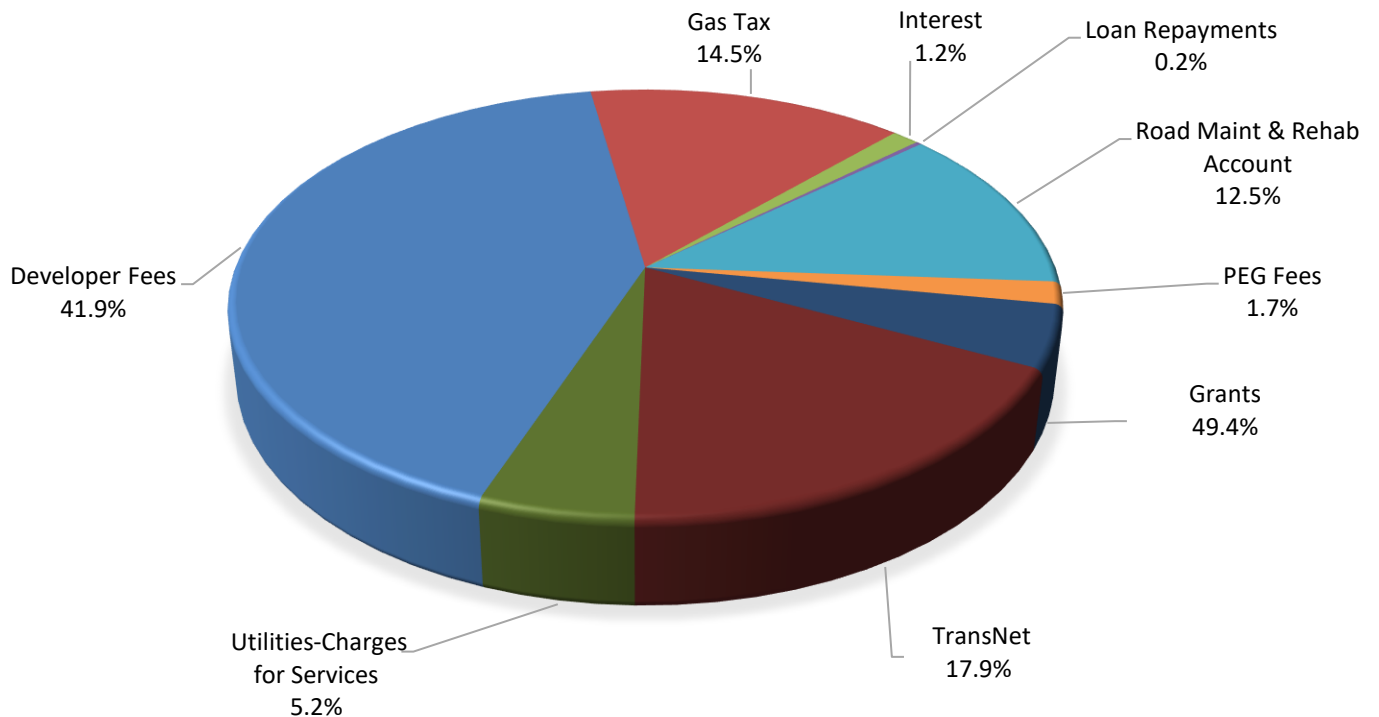
The following table and charts summarize the major categories of funding (Sources and Uses) contained in fiscal year 2023/24. The projects that are budgeted annually in the CIP are based on projected revenues.

SOURCES

USES

Available Fund Balances	\$(9,757,350)	General City	\$620,650
Developer Fees	12,470,000	Library	250,000
Grants	1,400,000	Parks and Recreation	1,004,720
Gas Tax	4,321,200	Public Art	293,550
Interest	370,140	Public Works	903,360
Loan Repayments	72,630	Streets	13,005,930
Road Maint & Rehab Account	3,729,300	Wastewater Utilities	1,350,000
PEG Fees	500,000	Water Utilities	200,000
TransNet	5,317,000	Subtotal Uses 2023/24	<u>\$17,628,210</u>
Utilities-Charges for Services	1,550,000	Transfer to General Fund (Streets)	<u>2,055,000</u>
TOTAL SOURCES FY 2023/24	<u>\$20,002,920</u>	Reserves Available for Future Projects	319,710
		TOTAL USES FY 2023/24	<u>\$20,002,920</u>

TOTAL SOURCES FISCAL YEAR 2023/24

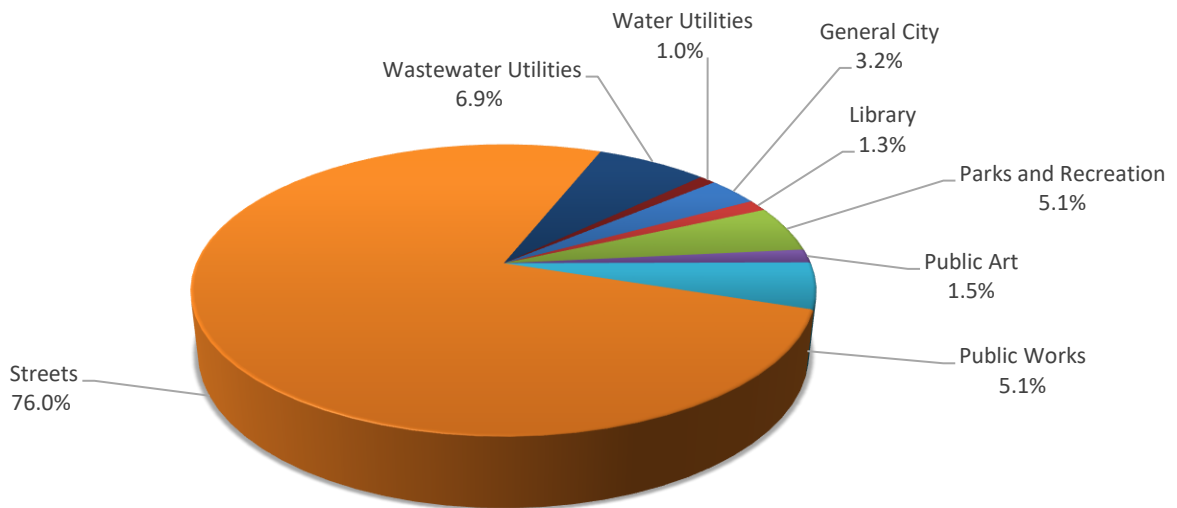


ANTICIPATED PROGRAM REVENUES

The fiscal year 2023/24 revenue projections are based on the following assumptions:

- Gas Tax and Transnet funding typically account for a majority of the City’s street funding. In 2017 the Road Repair and Accountability Act of 2017 (SB1) was passed, and the City anticipates receiving Road Maintenance and Rehabilitation funds of \$3.7 million this year. Transnet revenue projections are anticipated to be around \$5.3 million for FY 2023/24. Gas Tax revenues are anticipated to be \$4.3 million for FY 2023/24.
- Development Impact fees are charged to developers at the time building permits are issued by the City. These fees are imposed for the purpose of mitigating the impact of the development on the community. The construction of several housing developments and a medical office are the major building permits that will provide anticipated revenues for fiscal year 2023/24 of about \$12 million. It should be noted that a majority of the negative \$9 million in available balances is related to these developer fees. That is because we over estimated our projections for last year’s timing of development projects being completed and fees being paid, so we will use some of the FY23/24 revenue to cover the projects that we budgeted in the last fiscal year, which reduced what was available to program for FY 24.
- This year the water and wastewater utilities projects will be funded by customer charges.

TOTAL USES FISCAL YEAR 2023/24



ANTICIPATED PROGRAM EXPENDITURES AND TRANSFERS

The current year CIP anticipates uses of approximately \$19.6 million. Approximately 76% is dedicated towards maintaining and improving the City’s streets and about 7% relates to maintaining and improving the City’s wastewater and water infrastructure.


- There is about \$6.4 million designated for pavement maintenance and rehabilitation; and an additional \$2 million in gas tax revenue will be transferred to the General Fund operating budget to fund the street maintenance department’s operations. The primary goal of the annual Pavement

Maintenance Program is to preserve, improve and protect the City's roadways. The main focus is to minimize future maintenance costs by applying the best maintenance strategy at the appropriate time, which involves repairing and restoring streets and roads before the problem becomes larger. Maintaining the City's roads is essential in providing safe, convenient and efficient highway transportation. The City's street improvement and maintenance projects are reviewed and assessed by the City on an annual basis.

- The City was awarded \$1.4 million from the federal budget for community directed funding to build a new signal at Centre City Parkway and Brotherton and to prohibit left turn access at South Escondido Blvd and Centre City Parkway. An additional \$175,000 in traffic impact funds will be added to an existing budget of \$350,000 to fully fund this project at a cost of \$1,925,000. The project will also include new landscape and hardscape improvements.
- An additional \$1 million in park development funds is being programmed towards the Jim Stone Aquatic Facility Expansion project. This project will expand and modernize the Jim Stone property to make it a premier community asset for swimming and water polo competitions and community recreational activities.
- Utilities is programing \$1.3 million toward wastewater projects largely related to environmental programs and \$200,000 toward the Treated Water Interconnect project. This project will upsize and replace a treated water interconnection with the Rincon del Diablo Municipal Water District in order to supplement the City's water supplies during a shutdown of the San Diego County Water Authority's raw water pipeline, or in an event that the Escondido-Vista Water Treatment Plant is limited or unable to produce treated water.

CONCLUSION

The Finance Team works very closely with the entire City to address the on-going challenges to replace and upgrade infrastructure, enhance services, maintain sufficient support systems, and secure reliable funding sources in a strategic manner.



CAPITAL IMPROVEMENT PROGRAM SUMMARY



<u>Fund</u>	<u>Project Number</u>	<u>Project Description</u>	<u>Project Detail Page #</u>	<u>Initial Funding Year</u>	<u>Expended to Date (March 2023)</u>
Community Services					
115	348439	The Alliance for Regional Solu		FY 2023	-
115	348680	Center for Community Solutions		FY 2023	19,419
115	3CVADM	CDBG-CV Admin		FY 2023	3,960
115	CDBGUF	CDBG Unallocated Funds		FY 2023	-
115	348580	Code Compliance		FY 2023	76,143
401	449301	Earl F. donation for PACC		FY 2023	-
401	ESGHUD	Emergency Solutions Grant		FY 2017	714,679
115	348682	Esco. Education COMPACT Succes		FY 2023	-
401	ESGCV6	ESG-CV Admin		FY 2021	30,598
115	348259	Fair Housing		FY 2023	16,201
115	348359	Grants to Blocks		FY 2023	20,156
401	HEAP20	HEAP Funded Social Worker		FY 2020	263,913
115	346669	Homeless Day Center Site Purch		FY 2021	-
401	ESGCV4	Homeless Outreach Coronavirus		FY 2021	111,286
401	OHSICS	Interfaith ComServ: FamShelter		FY 2023	-
401	ESGCV1	Interfaith HP/RRH Coronavirus		FY 2020	1,382,824
401	441101	Jesmond Dene Bike Park		FY 2021	-
115	3CV259	Legal Aid Society CV		FY 2020	150,427
401	LEAP20	Local Early Action Planning Grant		FY 2021	275,153
115	348379	Meals on Wheels In Home Meal		FY 2023	16,667
115	347663	Neighborhood Improvement Plan		FY 2022	3,454
115	3CV359	Neighborhood Improvements CV		FY 2020	19,352
115	430109	Neighborhd Outreach & Support		FY 2020	1,371
229	430109	Neighborhood Outreach & Support		FY 2011	63,482
115	348662	Palomar Family Counseling Serv		FY 2023	12,057
115	348500	Project NEAT		FY 2023	3,853
401	ESGCV2	Rapid Rehousing Coronavirus		FY 2021	688,859
115	3CV500	Rental Assistance Prog-CV		FY 2021	-
401	449201	San Diego Senior Community Foundation		FY 2022	35,416
401	SB2P20	SB 2 Planning Grant		FY 2020	302,209
115	348419	Senior Care		FY 2023	15,785
115	348489	Senior Nutrition		FY 2023	56,104
115	3CV489	Senior Nutrition Program CV		FY 2020	326,641
115	348429	Senior Transportation		FY 2023	32,443
401	449202	SDSCF Holiday Grant		FY 2022	(1,625)
115	3CV501	Utility Assistance Prog - CV		FY 2021	-
401	449003	Water Bottle Filler Grant		FY 2021	24,916
115	348683	Water Bottle Filling Stations		FY 2023	13,306
Total Community Services					\$ 4,679,049
Economic Development					
470	ARP007	Biz Façade Imps Grant Prog		FY 2023	\$ -
470	ARP008	Economic Dev & Tourism Program		FY 2023	54,734
470	ARP010	Economic Revitalization		FY 2023	87,234
229	101103	Econ Dev Work Plan Bus Support		FY 2022	-
229	108901	Climate Action Plan Update		FY 2019	36,625
470	ARP006	Homelessness & Business Imps		FY 2023	-
206	SSPG20	Shared Streets Pilot Program Grant		FY 2020	-
Total Economic Development					\$ 178,593
General City					
229	100019	Americans Disabilities Act		FY 1995	634,228

Estimated Carry Forward Balance	FY 2023/24 Proposed Budget	FY 2024/25 Projected Budget	FY 2025/26 Projected Budget	FY 2026/27 Projected Budget	FY 2027/28 Projected Budget	Total Project Cost
\$ 45,000						\$ 45,000
5,581						25,000
43,895						47,855
186,747						186,747
38,857						115,000
20,000						20,000
12,372						727,051
284,600						284,600
364,255						394,853
18,799						35,000
54,844						75,000
122,037						385,950
373,956						373,956
217,051						328,337
736,067						736,067
23,958						1,406,782
271,303						271,303
29,353						179,780
224,847						500,000
8,333						25,000
30,294						33,748
60,648						80,000
7,397						8,768
2,520						66,002
10,276						22,333
21,147						25,000
96,296						785,155
1,300,000						1,300,000
63						35,479
7,791						310,000
215						16,000
6						56,110
83,359						410,000
2,167						34,610
5,000						3,375
360,000						360,000
84						25,000
4,694						18,000
\$ 5,073,812	\$ -	\$ -	\$ -	\$ -	\$ -	\$ 9,752,861
\$ 153,509						\$ 153,509
36,746						91,480
271,843						359,077
63,356						63,356
23,375						60,000
500,000						500,000
8,636						8,636
\$ 1,057,466	\$ -	\$ -	\$ -	\$ -	\$ -	\$ 1,236,058
\$ 26,574						\$ 660,802

<u>Fund</u>	<u>Project Number</u>	<u>Project Description</u>	<u>Project Detail Page #</u>	<u>Initial Funding Year</u>	<u>Expended to Date (March 2023)</u>
470	ARPREV	ARPA Lost Revenue Funds		FY 2023	8,000
470	ARP016	Broadband Infrastructure		FY 2023	2,025
229	106401	CCAIE Sound Board	pg 30	FY 2024	
229	126101	City Hall UPS Replacement		FY 2021	34,604
229	106203	Council Chambers Audio And Visual Replacement And Upgrade	pg 31	FY 2012	1,373,646
470	ARP017	COVID-19 City Expenses		FY 2023	11,021
229	138601	EIR Wohlford Subdivision		FY 2016	173,912
229	161101	Electronic Plans Table		FY 2021	3,543
229	109801	Employee Wellness Program		FY 2018	-
229	109304	ERP Software Project		FY 2023	-
243	153009	GIS Public Internet Server		FY 2003	66,416
401	449205	High-Speed Broadband CSL		FY 2023	54,719
243	128101	Interface Point CAD		FY 2021	47,597
229	126801	NEC Voice System Upgrade		FY 2018	402,225
229	109306	ProjectDox Implementation		FY 2023	-
243	106702	RCS Financing		FY 2017	516,827
229	138602	Safari Highlands Ranch Project		FY 2016	1,039,710
229	109305	Technology Infrastructure		FY 2023	768,455
470	ARP004	Technology Upgrades		FY 2023	30,030
Total General City					\$ 5,166,958

Library

401	409102	CA Library Literacy Services		FY 2021	\$ 42,834
401	449101	Federal Library Services and Technology Act Grant		FY 2021	11,226
243	400901	Library Circulating Materials	pg 34	FY 2019	1,101,839
401	449203	Library ESL Grant -LSTA		FY 2022	47,262
243	408101	Library Expansion Project		FY 2013	357,000
401	449302	Library Infrastructure Grant		FY 2023	-
401	449204	Library Innovation Lab 2022		FY 2023	3,267
401	449206	Library Innovation Lab 2023		FY 2023	-
004	400819	Library Technology		FY 1997	601,347
004	400839	Literacy Projects		FY 1997	27,854
004	400501	Neihoff Donation		FY 2015	-
004	408201	Pioneer Room		FY 2022	-
243	406001	Public Printing		FY 2020	71,924
004	409201	Youth Services		FY 2022	-
Total Library					\$ 2,264,552

Parks and Recreation

109	501202	11th Avenue Park	pg 36	FY 2024	\$ -
470	ARP019	Archery Range		FY 2023	\$ -
115	345665	Ballfield Light LED Retrofit		FY	-
115	348681	Boys&Girls Club Playground Rpl		FY	150
109	501602	City Park Capital Improvements		FY 2016	384,987
109	501810	City Skate Parks	pg 37	FY 2018	588,925
470	ARP015	Citywide Park Improvements		FY 2023	1,634
470	ARP023	El Caballo Park Master Plan		FY 2023	-
401	SPPP68	Escondido Creek Trail Improvements (State Parks-Prop 68)		FY 2020	791,743
470	SPPP68	Escondido Creek Trail Improvements		FY 2023	-
230	SPPP68	Escondido Creek Trail Improvements		FY 2023	-
109	501002	Expanded Arena Sports		FY 2020	244,495
115	347679	Fitness Court at Washington		FY 2023	-
470	ARP021	Futsal at Washington Park		FY 2023	-

<u>Estimated Carry Forward Balance</u>	<u>FY 2023/24 Proposed Budget</u>	<u>FY 2024/25 Projected Budget</u>	<u>FY 2025/26 Projected Budget</u>	<u>FY 2026/27 Projected Budget</u>	<u>FY 2027/28 Projected Budget</u>	<u>Total Project Cost</u>
3,727,030						3,735,030
147,975						150,000
	\$ 120,650					120,650
32,596						67,200
120,279	\$ 500,000					1,993,925
467,352						478,373
21,836						195,748
2,457						6,000
10,365						10,365
3,500,000						3,500,000
3,584						70,000
236						54,954
5,903						53,500
13,775						416,000
150,000						150,000
344,338						861,165
108,956						1,148,666
1,171,545						1,940,000
555,217						585,247
\$ 10,410,017	\$ 620,650	\$ -	\$ -	\$ -	\$ -	\$ 16,197,625

\$ 78,079						\$ 120,913
774						12,000
126,662	\$ 250,000	\$ 250,000	\$ 250,000	\$ 250,000	\$ 250,000	2,478,501
77,375						124,636
100,000						457,000
10,000,000						10,000,000
1,733						5,000
5,500						5,500
9,803						611,150
11,644						39,498
36,493						36,493
30,975						30,975
8,076						80,000
25,000						25,000
\$ 10,512,114	\$ 250,000	\$ 250,000	\$ 250,000	\$ 250,000	\$ 250,000	\$ 14,026,666

\$ -					\$ 3,913,300	\$ 3,913,300
\$ 35,000						35,000
43,993						43,993
74,850						75,000
15,014						400,001
381,075				\$ 731,800		1,701,800
498,366						500,000
200,000						200,000
7,708,257						8,500,000
1,000,000						1,000,000
2,628,000						2,628,000
705						245,200
130,040						130,040
215,000						215,000

<u>Fund</u>	<u>Project Number</u>	<u>Project Description</u>	<u>Project Detail Page #</u>	<u>Initial Funding Year</u>	<u>Expended to Date (March 2023)</u>
470	ARP012	Grape Day Park		FY 2023	1,754
109	508901	Grape Day Park CPTED Improvements		FY 2019	33,757
109	501601	Grape Day Park Restrooms		FY 2016	179,935
115	346672	Hoffman Victorian Preservation		FY 2023	-
115	346671	Jesmond Dene Prkg Lot Lighting		FY 2023	-
109	501303	Jim Stone Aquatic Facility Expansion	pg 38	FY 2023	46,930
470	ARP020	John Masson Bike Park		FY 2023	233
470	ARP014	Kit Carson Amphitheater		FY 2023	-
109	501501	Kit Carson Park Parking Lot Lights & Security Cameras		FY 2015	443,443
109	501201	Library Pocket Park		FY 2022	7,237
229	501004	Mountain View Park Fitness Court & Improvements		FY 2020	192,550
109	501003	Mountain View Park Tennis Court Resurfacing		FY 2020	28,590
109	501203	Multipurpose Fields	pg 39	FY 2022	-
109	501102	NFC Fitness Courts		FY 2021	373,386
115	346673	PACC Courtyard Improvement		FY 2023	-
109	501204	Park Ball Field	pg 40	FY 2022	-
470	ARP018	Pickleball		FY 2023	-
109	501808	Play Equipment Shade Structures	pg 41	FY 2018	15,500
115	346670	Playground Eqpt Replacement		FY 2023	-
229	501902	Playground Improvements		FY 2019	-
109	501205	Ryan Park Field Expansion and Lighting		FY 2022	-
470	ARP022	Ryan Park Lighting		FY 2023	-
401	501206	SD County Park Improvements		FY 2022	66,549
109	501903	Washington Park Improvements		FY 2019	52,906
109	501809	Washington Park Parking Lot Expansion		FY 2018	179,076
Total Parks and Recreation					\$ 3,633,779

Public Art

130	420149	City Murals	pg 44	FY 2021	\$ 50,509
130	421301	Escondido Creek Art	pg 45	FY 2013	-
130	428901	Grand Avenue Art Project		FY 2019	818
130	427201	Maintenance Program Public Art		FY 2012	182,981
130	420119	Niki de Saint Phalle Art		FY 1999	823,745
130	421001	Pedestrian Pathfinders		FY 2000	3,885
130	420019	Public Art-Administration		FY 2022	1,400,230
130	428301	Public Art Installations		FY 2023	-
130	428302	Public Art Master Plan		FY 2023	20,134
130	420801	Queen Califia Education		FY 2018	12,432
470	ARP009	Queen Califia Event Space		FY 2023	-
130	420201	Utility Box Art	pg 46	FY 2022	-
Total Public Art					\$ 2,494,734

Public Safety

451	UASI18	2018 Urban Area Security Initiative		FY 2019	\$ 104,175
451	OTSPB2	2020 Office of Traffic Safety Bicycle and Pedestrian Safety		FY 2020	10,855
451	OTS020	2020 Office of Traffic Safety Selective Traffic Enforcements		FY 2020	323,582
451	OTS021	2021 Office of Traffic Safety Selective Traffic Enforcements		FY 2021	396,230
451	OTS022	2022 Office of Traffic Safety Selective Traffic Enforcements		FY 2021	441,084
450	GCOP21	2021 COPS SLESF Grant		FY 2021	66,047
450	GCOP22	2022 COPS SLESF Grant		FY 2022	-
450	GCOP23	FY 23 COPS SLESF Grant		FY 2023	-
451	OTSPB3	2021 Office of Traffic Safety Bicycle and Pedestrian Safety		FY 2021	3,982
451	OTSPB4	2022 Office of Traffic Safety Bicycle and Pedestrian Safety		FY 2022	11,348

<u>Estimated Carry Forward Balance</u>	<u>FY 2023/24 Proposed Budget</u>	<u>FY 2024/25 Projected Budget</u>	<u>FY 2025/26 Projected Budget</u>	<u>FY 2026/27 Projected Budget</u>	<u>FY 2027/28 Projected Budget</u>	<u>Total Project Cost</u>
5,347,231						5,348,985
366,243						400,000
1,989,757						2,169,692
25,635						25,635
109,109						109,109
4,269,040	1,004,720	4,221,600	4,150,400			13,692,690
299,767						300,000
858,977						858,977
569,862						1,013,305
22,763						30,000
2,450						195,000
12,210						40,800
135,960				2,000,000		2,135,960
26,614						400,000
3,662						3,662
350,000				1,000,000		1,350,000
400,000						400,000
228,124				300,000		543,624
774,400						774,400
24,961						24,961
350,000						350,000
675,000						675,000
1,913,451						1,980,000
6,000						58,906
205,924						385,000
\$ 31,897,441	\$ 1,004,720	\$ 4,221,600	\$ 4,150,400	\$ 4,031,800	\$ 3,913,300	\$ 52,853,041

\$ 179,491	\$ 200,000	\$ 100,000	\$ 100,000	\$ 100,000	\$ 100,000	\$ 830,000
50,000	73,550	40,400	37,700	33,200	48,700	283,550
249,182						250,000
41,879						224,860
105,780						929,525
31,180						35,065
29,618						1,429,847
200,000						200,000
64,866						85,000
27,059						39,491
835,000						835,000
5,000	20,000	20,000	20,000	20,000		85,000
\$ 1,819,054	\$ 293,550	\$ 160,400	\$ 157,700	\$ 153,200	\$ 148,700	\$ 5,227,338

\$ 20,481						\$ 124,656
14,145						25,000
130,418						454,000
118,770						515,000
78,916						520,000
314,214						380,261
233,285						233,285
232,722						232,722
21,018						25,000
13,652						25,000

<u>Fund</u>	<u>Project Number</u>	<u>Project Description</u>	<u>Project Detail Page #</u>	<u>Initial Funding Year</u>	<u>Expended to Date (March 2023)</u>
451	OTSPB5	22/23 OTS Bicycle and Ped Sft		FY 2023	3,811
451	OTS023	2023 OTS Selective Traffic Enf		FY 2023	136,267
229	ARP002	Ambulance Gurneys		FY 2023	10,804
451	ABCG19	California Department of Alcoholic Beverage Control FY 19		FY 2019	30,977
451	ABCG21	California Department of Alcoholic Beverage Control FY 21		FY 2022	22,460
451	TBCO18	California Department of Justice Tabacco Law Enforcement		FY 2019	307,026
451	OSG020	CalEMA Op Stonegarden FY 20		FY 2023	-
451	OSG021	CalEMA Op Stonegarden FY 21		FY 2023	-
229	166105	Command Vehicle		FY 2022	-
243	100239	Computer Aided Dispatch		FY 1997	3,822,467
243	128901	Computer Aided Dispatch Mapping Upgrade		FY 2019	-
243	109102	Development Impact Fee Inflationary Increase		FY 2021	14,396
451	DPPT20	Disarming Prohibited Persons Team Grant		FY 2021	4,065
470	ARP001	Dispatch Center Upgrades		FY 2023	-
451	GEBM21	Edward Byrne Memorial 2021-JAG		FY 2022	23,505
451	GEBM22	Edward Byrne Memorial 2022-JAG		FY 2023	-
229	166104	EKG Monitors		FY 2022	-
451	FPSF23	Firehouse Subs PS Foundation		FY 2023	-
451	HFCE21	HF Comm Equipment Program FY21		FY 2023	40,799
451	PCFS22	Paul Coverdell Forensic SC -22		FY 2023	11,141
229	150001	Police & Fire Headquarters Camera and Security Infrastructure		FY 2020	-
451	RRRG21	Regional Realignment Response		FY 2022	78,437
451	RRRG22	REG REALIGN RESP GRANT		FY 2023	34,533
451	CAID16	San Diego County CA-ID Grant 2016		FY 2016	613,200
451	CAID18	San Diego County CA-ID Grant 2018-2022		FY 2017	410,984
451	CAID19	San Diego County CA-ID Grant 2019-2024		FY 2020	303,794
451	CAID23	San Diego County CA-ID Grant 2022-2027		FY 2023	145,602
451	CAIDT1	San Diego County Cal-ID Grant		FY 2021	98,179
451	SHSP19	State Homeland Security Grant FY19		FY 2021	36,472
451	SHSP20	St Hmld Scrty Grt Program FY20		FY 2022	58,039
451	SHSP21	St Hmld Scrty Grt Program FY21		FY 2023	-
451	SHSP22	St Hmld Scrty Grt Program FY22		FY 2023	-
451	SOHW23	State/Officer Health & Wellness		FY 2023	-
401	ESGCV7	Temporary Emergency Shelter		FY 2022	551,716
229	166103	Three Ambulances		FY 2022	-
229	166101	Type 1 Fire Engines		FY 2022	500
229	166102	Type 3 Brush Engine		FY 2022	-
229	166303	Type III Brush Eng - Rincon 7		FY 2023	-
451	UASI19	Urban Area Sec Initiative FY19		FY 2020	236,377
451	UASI20	Urban Area Sec Initiative FY20		FY 2022	155,061
451	UASI21	Urban Area Sec Initiative FY21		FY 2023	26,685
Total Public Safety					\$ 8,534,600
Public Works					
229	104001	CCAЕ Arival Court Refurbishment		FY 2020	\$ 16,656
651	917901	CCAЕ Deferred Maintenance		FY 2023	-
229	101059	Corp Yard Soil Remediation		FY 2001	372,114
115	347677	Debris Removal		FY 2023	-
243	151701	Dumpster Enclosure Security Upgrades		FY 2017	174,256
115	344901	Escondido Creek Trail Fencing		FY 2019	21,607
243	556301	EVCC Back-up Generator	pg 48	FY 2023	-
651	917301	Facility Improvements		FY 2013	1,486,107
229	107402	Graffiti Eradication		FY 2014	278,094

<u>Estimated Carry Forward Balance</u>	<u>FY 2023/24 Proposed Budget</u>	<u>FY 2024/25 Projected Budget</u>	<u>FY 2025/26 Projected Budget</u>	<u>FY 2026/27 Projected Budget</u>	<u>FY 2027/28 Projected Budget</u>	<u>Total Project Cost</u>
21,189						25,000
348,733						485,000
4,196						15,000
29,023						60,000
22,460						44,920
114,846						421,872
3,083						3,083
10,000						10,000
1,500,000						1,500,000
80,036						3,902,503
345,000						345,000
85,604						100,000
45,935						50,000
600,000						600,000
17,750						41,255
41,920						41,920
89,694						89,694
16,147						16,147
14,717						55,516
40,892						52,033
20,000						20,000
1,563						80,000
45,467						80,000
309,300						922,500
22,401						433,385
118,081						421,875
404,983						550,585
9,329						107,508
79,238						115,710
62,678						120,717
114,919						114,919
103,872						103,872
94,781						94,781
254,284						806,000
775,000						775,000
2,649,500						2,650,000
450,000						450,000
540,000						540,000
21,859						258,236
650						155,711
40,015						66,700
\$ 10,726,766	\$ -	\$ -	\$ -	\$ -	\$ -	\$ 19,261,366

\$ 3,344						\$ 20,000
267,851						267,851
23,386						395,500
52,000						52,000
744						175,000
601,524						623,131
200,000	\$ 50,000					250,000
35,437						1,521,544
8,072						286,166

<u>Fund</u>	<u>Project Number</u>	<u>Project Description</u>	<u>Project Detail Page #</u>	<u>Initial Funding Year</u>	<u>Expended to Date (March 2023)</u>
115	348610	Graffiti Removal		FY 2022	104,451
115	347678	Hoffman Victorian Fenestration Preservation		FY 2022	-
243	501702	Kit Carson Park Sports Center Restrooms		FY 2015	-
115	344902	Old Escondido Historic Lighting		FY 2019	56,788
243	556201	Public Works Yard Generator	pg 49	FY 2022	-
243	556501	Public Works Yard Relocation	pg 50	FY 2015	15,803
108	647901	Street Tree Maintenance	pg 51	FY 2019	130,199
Total Public Works					2,656,075

Streets

206	609704	20B UG-E Valley Pkwy		FY 2007	\$ -
120	661302	Bear Valley Parkway at Sunset/Ranchito	pg 54	FY 2023	-
108	647001	Bridge Maintenance	pg 55	FY 2020	35,537
108	647807	Centre City Pkwy Landscape		FY 2008	12,223
120	661901	Centre City Pkwy Signals	pg 56	FY 2019	-
206	661901	Centre City Pkwy Signals	pg 56	FY 2024	
230	690029	Centre City/Highway 78 - Mission		FY 1996	595,631
120	661001	Citracado Parkway Extension		FY 2010	1,122,147
206	601704	Citracado Parkway Extension		FY 2007	10,586,637
230	691101	Citracado Parkway Extension		FY 2011	4,126,887
235	631001	Citracado Parkway Extension		FY 2020	2,882,965
470	ARP013	Citywide Public Access		FY 2023	77,059
230	698201	Comprehensive Active Trans. Strategy & Implementation	pg 57	FY 2022	50,702
108	671801	E Valley Pkwy & Midway Drainage Improvements		FY 2022	-
227	671801	E Valley Pkwy & Midway Drainage Improvements		FY 2018	3,009,419
230	671801	E Valley Pkwy & Midway Drainage Improvements		FY 2023	-
230	691705	E Valley Pkwy & Valley Center Rd		FY 2010	5,154,176
230	691706	El Norte Pkwy Bridge at Escondido Creek		FY 2007	3,408,652
230	694401	Escondido Creek Drainage Capacity Upgrades	pg 58	FY 2024	
206	609901	Escondido Creek Trail Bike Path Improvements	pg 59	FY 2019	1,197,371
230	609901	Escondido Creek Trail Bike Path Improvements	pg 59	FY 2023	63,923
227	799501	Fees Available for Developer Reimbursement		FY 2023	0
120	690309	Felicita & Juniper/Escondido Blvd to Chestnut	pg 60	FY 2024	-
230	690309	Felicita & Juniper/Escondido Blvd to Chestnut	pg 60	FY 2014	171,491
206	601901	Juniper Elementary Bike/Ped Improvements & Outreach		FY 2019	229,747
230	699301	General Plan Amendments SGIP		FY 2023	2,963
470	ARP011	Grand Ave Streetscape Improvements	pg61	FY 2023	118,125
230	699902	Grand Ave Streetscape Improvements	pg 61	FY 2019	2,165,855
108	649101	Hidden Valley Middle School		FY 2021	-
227	679908	La Honda Drainage	pg 62	FY 2009	539
108	640001	LED Street Light Conversions	pg 63	FY 2020	996,171
120	661303	Lincoln Parkway Widening	pg 64	FY 2023	-
229	107701	Major Drainage Maintenance		FY 2017	-
108	647808	Neighborhood Projects		FY 2008	601,990
206	606913	OG Market Remediation		FY 2009	1,976,294
108	647701	Pavement Maintenance FY 17		FY 2017	694,202
230	697901	Pavement Maintenance FY 19		FY 2019	1,676,321
230	687001	Pavement Maintenance FY 20		FY 2020	1,153,300
235	687001	Pavement Maintenance FY 20		FY 2020	2,413,154
108	687101	Pavement Maintenance FY 21		FY 2021	29,678
230	687101	Pavement Maintenance FY 21		FY 2021	1,047,781
235	687101	Pavement Maintenance FY 21		FY 2021	2,887,434
108	687201	Pavement Maintenance FY 22		FY 2022	93,500

<u>Estimated</u> <u>Carry</u> <u>Forward</u> <u>Balance</u>	<u>FY 2023/24</u> <u>Proposed</u> <u>Budget</u>	<u>FY 2024/25</u> <u>Projected</u> <u>Budget</u>	<u>FY 2025/26</u> <u>Projected</u> <u>Budget</u>	<u>FY 2026/27</u> <u>Projected</u> <u>Budget</u>	<u>FY 2027/28</u> <u>Projected</u> <u>Budget</u>	<u>Total</u> <u>Project</u> <u>Cost</u>
95,894						200,345
90,000						90,000
75,690						75,690
538,582						595,370
200,000	50,000					250,000
9,069,578	803,360	3,031,200	2,970,900	2,870,300	2,769,700	21,530,841
289,801	105,000	105,000	105,000	105,000	105,000	945,000
11,551,902	1,008,360	3,136,200	3,075,900	2,975,300	2,874,700	27,278,437
\$ 1,320,646						\$ 1,320,646
575,000		\$ 500,000	\$ 250,000	\$ 500,000	\$ 1,750,000	3,575,000
164,463		100,000	100,000	150,000	200,000	750,000
207,777						220,000
350,000	175,000					525,000
	1,400,000					1,400,000
484,664						1,080,295
9,625,043						10,747,190
4,700,756						15,287,393
3,377,163						7,504,050
9,617,035						12,500,000
2,422,941						2,500,000
449,298	250,000	250,000	500,000	750,000	750,000	3,000,000
875,000						875,000
1,010,401						4,019,820
2,200,000						2,200,000
12,773						5,166,949
138,420						3,547,072
	480,000	1,800,000	1,800,000	1,800,000	1,800,000	7,680,000
434,629						1,632,000
186,077	\$ 320,000	\$ 320,000				890,000
77,286						77,286
-	285,760				960,100	1,245,860
578,509						750,000
1,056,253						1,286,000
172,037						175,000
4,881,875						5,000,000
527,306	800,000	750,000	500,000	500,000	500,000	5,743,161
90,000						90,000
600,001	166,800	417,320	409,620	396,820	110,000	2,101,100
103,829	300,000	300,000				1,700,000
750,000	250,000	2,423,700	2,624,400	2,292,300		8,340,400
379,000						379,000
148,010						750,000
23,706						2,000,000
13						694,215
436						1,676,757
4,400						1,157,700
7,521						2,420,675
77,222						427,922
22,319						3,304,827
213,571						9,519,145
206,500						300,000

<u>Fund</u>	<u>Project Number</u>	<u>Project Description</u>	<u>Project Detail Page #</u>	<u>Initial Funding Year</u>	<u>Expended to Date (March 2023)</u>
230	687201	Pavement Maintenance FY 22		FY 2022	1,133,794
235	687201	Pavement Maintenance FY 22		FY 2022	442
230	687301	Pavement Maintenance FY 23		FY 2023	68,673
235	687301	Pavement Maintenance FY 23		FY 2023	-
108	687401	Pavement Maintenance FY 24	pg 65	FY 2024	
230	687401	Pavement Maintenance FY 24	pg 65	FY 2024	
235	687401	Pavement Maintenance FY 24	pg 65	FY 2024	
230	694801	Pavement Rehabilitation FY 18		FY 2018	2,431,153
230	694901	Pavement Rehabilitation FY 19		FY 2019	677,802
230	694102	Pavement Rehabilitation FY 21		FY 2021	1,071,034
230	694103	Pavement Rehabilitation FY 22		FY 2022	30,587
230	694104	Pavement Rehabilitation FY 23		FY 2023	-
230	694105	Pavement Rehabilitation FY 24		FY 2024	
206	699901	Quince & Tulip Pedestrian Signals		FY 2022	49,541
230	699901	Quince & Tulip Pedestrian Signals		FY 2019	79,037
120	668901	Roadway Network Update		FY 2019	16,173
115	345664	Sidewalk Infill Program		FY 2020	49,966
108	647802	Storm Drain Repair and Improvement	pg 66	FY 2018	2,226,810
206	647802	Storm Drain Repair and Improvement	pg 66	FY 2022	-
206	607801	Storm Drain Repair and Improvement	pg 66	FY 2018	7,082
115	342650	Street Light LED Retrofit		FY 2016	538,346
108	646001	Traffic Infrastructure FY20		FY 2020	143,307
108	646021	Traffic Infrastructure FY22		FY 2022	34,015
108	646031	Traffic Infrastructure FY23		FY 2023	4,200
108	646041	Traffic Infrastructure FY24	pg 67	FY 2024	-
243	601104	Traffic Signal Communication Project	pg 68	FY 2021	67,588
206	601104	Traffic Signal Communication Project	pg 68	FY 2022	84,125
108	648901	Traffic Signal Synchronization		FY 2018	81,770
108	641201	Traffic Signals & Intersections		FY 2012	295,904
230	691901	Traffic Signals FY 19		FY 2019	103,726
230	691001	Traffic Signals and Signal Improvements	pg 69	FY 2020	161,264
120	691001	Traffic Signals and Signal Improvements	pg 69	FY 2023	9,945
230	699601	Transit Center Active Transportation Connection		FY 2016	1,172,061
108	643501	Transportation and Community Safety	pg 70	FY 2015	383,431
230	691201	Valley Blvd Relocation		FY 2012	23,941
108	640101	Welcome Signs		FY 2021	111,075
Total Streets					\$ 59,638,668

Wastewater Utilities


557	807705	Alley Rehabilitation Project		FY 2007	\$ 253,515
557	801601	Brine Line - Broadway to HARRF		FY 2016	6,822,237
557	807601	Citywide Storm Drain Maintenance	pg 72	FY 2016	5,026,477
557	800329	Collection System Maintenance		FY 1997	2,177,563
557	801203	Corporate Yard Improvements		FY 2022	7,054
557	807503	Digester Cleaning		FY 2005	1,453,878
557	804901	Digester Replacement		FY 2019	-
557	807501	Eagle Scout Lake Maintenance		FY 2015	312,468
557	678301	Habitat Remediation - Spruce St.	pg 73	FY 2013	4,545,655
557	801506	HARRF Collections/Maintenance Shop & Warehouse		FY 2015	239,290
557	804001	HARRF Influent Pump Station		FY 2010	10,884,850
557	800699	Lift Station #1 & Force Main		FY 2003	352,774
557	800379	Lift Station Major Maintenance	pg 74	FY 1997	762,911
557	806809	Lift Station #3 Upgrades		FY 2008	4,938

Estimated Carry Forward Balance	FY 2023/24 Proposed Budget	FY 2024/25 Projected Budget	FY 2025/26 Projected Budget	FY 2026/27 Projected Budget	FY 2027/28 Projected Budget	Total Project Cost
67,706						1,201,500
3,232,513						3,232,955
1,328,127						1,396,800
3,779,782						3,779,782
		2,200,000	2,300,000	2,300,000	2,900,000	9,700,000
	1,595,100	869,000	1,361,000	1,746,600	1,793,400	7,365,100
	3,481,030	3,838,600	3,876,200	3,913,800	3,951,500	19,061,130
20,647						2,451,800
7,072						684,873
106,866						1,177,900
1,197,373						1,227,960
938,707						938,707
	1,348,530			275,400	384,600	2,008,530
697,459						747,000
963						80,000
133,827						150,000
216,247						266,213
2,333,531	944,220	1,555,800	1,799,300	1,792,900	1,186,400	11,838,961
146,175	384,490	36,300	35,700	34,700	33,700	671,065
331,673						338,755
99,332						637,678
110,693						254,000
15,985						50,000
122,800						-
-		127,000	127,000	127,000	127,000	508,000
1,292,412	500,000	300,000	300,000	300,000	300,000	3,060,000
1,184,375						1,268,500
53,230						135,000
4,096						300,000
146,274						250,000
1,288,736	170,000	1,500,000	1,500,000	750,000	750,000	6,120,000
1,152,310						1,162,255
97,939						1,270,000
16,569	50,000	50,000	50,000	50,000	50,000	650,000
1,644,059						1,668,000
88,925						200,000
\$ 69,928,281	\$ 12,900,930	\$ 17,337,720	\$ 17,533,220	\$ 17,679,520	\$ 17,546,700	\$ 221,411,927

\$ 496,485						\$ 750,000
427,763						7,250,000
236,838	\$ 800,000	\$ 800,000	\$ 800,000	\$ 800,000	\$ 800,000	9,263,315
485,183						2,662,746
42,946						50,000
251,182						1,705,060
100,000						100,000
958,532						1,271,000
133,585	50,000					4,729,240
20,710						260,000
91,250						10,976,100
347,226						700,000
196,189	100,000	50,000	50,000	50,000	50,000	1,259,100
295,063						300,000


<u>Fund</u>	<u>Project Number</u>	<u>Project Description</u>	<u>Project Detail Page #</u>	<u>Initial Funding Year</u>	<u>Expended to Date (March 2023)</u>
557	800319	Manhole Rehabilitation		FY 1997	1,390,661
557	800079	Outfall Maintenance		FY 1997	8,993,388
557	807502	Permitted Channel Maintenance & Mitigation	pg 75	FY 2015	3,336,449
557	801101	Primary Building Upgrade		FY 2011	13,852,213
557	801507	Recycled Water Easterly Agriculture Distribution		FY 2015	4,649,319
557	801508	Recycled Water Easterly Agriculture RO & PS		FY 2015	55,388,953
557	801202	Recycled Water Easterly Main Ph 2 & Tank		FY 2012	13,168,269
557	807704	Sewer Pipeline Replacement		FY 2007	3,988,659
557	804707	Sewer Line-Reidy Creek/Center City Pkwy to Village Rd		FY 2007	250
557	808810	Southwest Sewer Project (Eval-West Side Lift Station)		FY 2009	10,183,018
557	806001	Trash Capture Devices		FY 2020	154,911
557	801913	Trunk Main Expansion/Auto Pkwy to HARRF		FY 2009	1,890,908
557	800289	Wastewater Treatment Plant Major Maint Projects		FY 1997	5,579,334
Total Wastewater Utilities					\$ 155,419,942
Water Utilities					
556	701705	A-3 Reservoir		FY 2007	\$ 289,171
556	707201	A-11 Reservoir		FY 2012	78,558
556	707303	Alley Utilities Replacement Project		FY 2023	-
556	706002	Automatic Meter Reading		FY 2010	250,810
556	704912	Lake Wohlford Dam Project		FY 2009	15,175,391
556	704201	Lake Wohlford Dam Project		FY 2012	16,475,689
556	700519	Miscellaneous Canal Projects		FY 2000	1,607,649
556	706101	Park Hill Generator		FY 2011	4,560
556	704606	Rincon Power Plant Modification & Penstock		FY 2006	246,192
556	701701	San Pasqual Undergrounding		FY 2017	36,300,522
556	701906	Treated Water Interconnect	pg 78	FY 2009	86,628
556	708001	W 7th Ave and S Broadway Water Main Replacement		FY 2021	3,780,963
556	700101	Water Distribution Staff Move		FY 2011	95,495
556	704003	Water Pipeline Replacement		FY 2010	3,636,246
556	700239	Water Treatment Plant Major Maintenance Projects		FY 1997	3,208,323
Total Water					\$ 81,236,195
Capital Improvement Program Total					\$ 325,803,621

<u>Estimated Carry Forward Balance</u>	<u>FY 2023/24 Proposed Budget</u>	<u>FY 2024/25 Projected Budget</u>	<u>FY 2025/26 Projected Budget</u>	<u>FY 2026/27 Projected Budget</u>	<u>FY 2027/28 Projected Budget</u>	<u>Total Project Cost</u>
155,178						1,545,839
335,172						9,328,560
391,106	400,000	400,000	400,000	400,000	400,000	5,727,555
37,053						13,889,266
1,445,681						6,095,000
21,819,350						77,208,303
669,769						13,838,039
363,241						4,351,900
49,750						50,000
256,982						10,440,000
450,089						605,000
14,409,822						16,300,730
878,231						6,457,565
\$ 45,344,376	\$ 1,350,000	\$ 1,250,000	\$ 1,250,000	\$ 1,250,000	\$ 1,250,000	\$ 207,114,318
\$ 500,829						\$ 790,000
746,442						825,000
300,000						300,000
119,101						369,910
78,074,759						93,250,150
709,111						17,184,800
443,808						2,051,457
395,440						400,000
154,943						401,135
20,099,478						56,400,000
268,372	\$ 200,000	\$ 2,200,000	\$ 3,300,000			6,055,000
639,037						4,420,000
204,505						300,000
1,034,211						4,670,457
2,840,374						6,048,697
\$ 106,530,411	\$ 200,000	\$ 2,200,000	\$ 3,300,000	\$ -	\$ -	\$ 193,466,606
\$ 304,851,641	\$ 17,628,210	\$ 28,555,920	\$ 29,717,220	\$ 26,339,820	\$ 25,983,400	\$ 767,386,642



CAPITAL PROJECT DETAILS





GENERAL CITY



General City CCAЕ Sound Board



Project Numbers: 106401

Project Start Date: July 2023

Estimated Completion Date: Ongoing

Project Description:

The Concert Hall currently requires a new sound board as the previous board failed months ago and we are being forced to rent a board which is not sustainable.

Operating Impacts:

Expense as part of the Management Agreement

Project Cost	Expended to Date (Mar 2023)	Estimated Carryover to FY 2024	FY 2024 Proposed Cost	FY 2025 Projected Cost	FY 2026 Projected Cost	FY 2027 Projected Cost	FY 2028 Projected Cost	Total Projected Cost
Equipment	-	-	\$120,650	-	-	-	-	\$120,650
Total	-	-	\$120,650	-	-	-	-	\$120,650

Funding Source	Funded to Date (Mar 2023)	Estimated Carryover to FY 2024	FY 2024 Proposed Cost	FY 2025 Projected Cost	FY 2026 Projected Cost	FY 2027 Projected Cost	FY 2028 Projected Cost	Total Projected Cost
229-General Capital Projects Fund	-	-	\$120,650	-	-	-	-	\$120,650
Total	-	-	\$120,650	-	-	-	-	\$120,650

General City Council Chambers Audio And Visual Replacement And Upgrade



Project Numbers: 106203

Project Start Date: July 2011

Estimated Completion Date: Ongoing

Project Description:


Council Chambers Audio and Visual Replacement and Upgrade includes obtaining new technology to replace aging, outdated, and no longer supported software, configuration of technology on the dais, and upgraded infrastructure to support new technology. Funding will come from PEG Fees account #2141.

Operating Impacts:

Under the Digital Video Infrastructure and Video Competition Act, Escondido collects fees from AT&T and Cox communications to support the City's PEG channel. This project will use those fees to purchase equipment as necessary to support the City's Government Access Channel facilities.

Project Cost	Expended to Date (Mar 2023)	Estimated Carryover to FY 2024	FY 2024 Proposed Cost	FY 2025 Projected Cost	FY 2026 Projected Cost	FY 2027 Projected Cost	FY 2028 Projected Cost	Total Projected Cost
Computer Equipment	\$33,527	\$120,279	\$200,000	-	-	-	-	\$200,000
Construction	-	-	200,000	-	-	-	-	\$200,000
Minor Office Equipment	40,541	-	-	-	-	-	-	\$19,803
Office/Operating Supplies	203,006	-	-	-	-	-	-	\$148,898
Other Building Repairs	978	-	-	-	-	-	-	\$65,700
Other Telephone	117,952	-	-	-	-	-	-	\$65,700
Professional Services	964,293	-	-	-	-	-	-	\$342,840
Software	13,349	-	100,000	-	-	-	-	\$112,602
Total	\$1,373,646	\$120,279	\$500,000	-	-	-	-	\$1,993,925


Funding Source	Funded to Date (Mar 2023)	Estimated Carryover to FY 2024	FY 2024 Proposed Cost	FY 2025 Projected Cost	FY 2026 Projected Cost	FY 2027 Projected Cost	FY 2028 Projected Cost	Total Projected Cost
229 - General Capital Projects Fund (PEG Fees)	\$1,373,646	\$120,279	\$500,000	-	-	-	-	\$1,993,925
Total	\$1,373,646	\$120,279	\$500,000	-	-	-	-	\$1,993,925



LIBRARY



Library Library Circulating Materials



Project Numbers: 400901

Project Start Date: July 2018

Estimated Completion Date: June 2028

Project Description:


Professional Librarians from Library Systems & Services purchase new titles in all formats to meet needs of Escondido's increasing population. Funds will be expended by the end of the fiscal year.

Operating Impacts:

None

Project Cost	Expended to Date (Mar 2023)	Estimated Carryover to FY 2024	FY 2024 Proposed Cost	FY 2025 Projected Cost	FY 2026 Projected Cost	FY 2027 Projected Cost	FY 2028 Projected Cost	Total Projected Cost
Library Materials	\$1,101,839	\$126,662	\$250,000	\$250,000	\$250,000	\$250,000	\$250,000	\$2,478,501
Total	\$1,101,839	\$126,662	\$250,000	\$250,000	\$250,000	\$250,000	\$250,000	\$2,478,501

Funding Source	Funded to Date (Mar 2023)	Estimated Carryover to FY 2024	FY 2024 Proposed Cost	FY 2025 Projected Cost	FY 2026 Projected Cost	FY 2027 Projected Cost	FY 2028 Projected Cost	Total Projected Cost
243 - Public Facilities Fund	\$1,101,839	\$126,662	\$250,000	\$250,000	\$250,000	\$250,000	\$250,000	\$2,478,501
Total	\$1,101,839	\$126,662	\$250,000	\$250,000	\$250,000	\$250,000	\$250,000	\$2,478,501



PARKS AND RECREATION



Parks and Recreation 11th Avenue Park



Project Numbers: 501202

Project Start Date: July 2022

Estimated Completion Date: June 2027

Project Description:

Master Planning and development of a new park on the corner of 11th Avenue and Avenida Del Diable.

Operating Impacts:

Increased park maintenance costs.

Project Cost	Expended to Date (Mar 2023)	Estimated Carryover to FY 2024	FY 2024 Proposed Cost	FY 2025 Projected Cost	FY 2026 Projected Cost	FY 2027 Projected Cost	FY 2028 Projected Cost	Total Projected Cost
Construction	-	-	-	-	-	-	\$3,913,300	\$3,913,300
Total	-	-	-	-	-	-	\$3,913,300	\$3,913,300

Funding Source	Funded to Date (Mar 2023)	Estimated Carryover to FY 2024	FY 2024 Proposed Cost	FY 2025 Projected Cost	FY 2026 Projected Cost	FY 2027 Projected Cost	FY 2028 Projected Cost	Total Projected Cost
109 - Park Development Fund	-	-	-	-	-	-	\$3,913,300	\$3,913,300
Total	-	-	-	-	-	-	\$3,913,300	\$3,913,300

Parks and Recreation City Skate Parks



Project Numbers: 501810

Project Start Date: July 2017

Estimated Completion Date: Ongoing

Project Description:

This project, previously named Washington Park Skate Spot, will ensure funding for future design and construction of skate spots throughout the City. Skate spot locations will be prioritized based on public outreach meetings and Council direction.

Operating Impacts:

There are no operating impacts at this time.

Project Cost	Expended to Date (Mar 2023)	Estimated Carryover to FY 2024	FY 2024 Proposed Cost	FY 2025 Projected Cost	FY 2026 Projected Cost	FY 2027 Projected Cost	FY 2028 Projected Cost	Total Projected Cost
Allocations In	\$56,851	-	-	-	-	-	-	\$56,851
Construction	2,492	\$381,075	-	-	-	\$500,000	-	\$883,567
Engineering & Design	-	-	-	-	-	231,800	-	\$231,800
Office/Operating Supplies	2,494	-	-	-	-	-	-	\$2,494
Professional Services	526,098	-	-	-	-	-	-	\$526,098
Total	\$587,935	\$381,075	-	-	-	\$731,800	-	\$1,700,810

Funding Source	Funded to Date (Mar 2023)	Estimated Carryover to FY 2024	FY 2024 Proposed Cost	FY 2025 Projected Cost	FY 2026 Projected Cost	FY 2027 Projected Cost	FY 2028 Projected Cost	Total Projected Cost
109 - Park Development Fund	\$587,935	\$381,075	-	-	-	\$731,800	-	\$1,700,810
Total	\$587,935	\$381,075	-	-	-	\$731,800	-	\$1,700,810

Parks and Recreation Jim Stone Aquatic Facility Expansion



Project Numbers: 501303

Project Start Date: July 2022

Estimated Completion Date: June 2026

Project Description:

This project proposes to expand and modernize the Jim Stone Pool. Design work is in progress and Council will provide direction on amenities which include but are not limited to the construction of a new competition pool, recreation pool, locker rooms, and office spaces.

Operating Impacts:

Increase to Employee Services and Maintenance and Operations in both the Community Services Dept. 102 and Public Works Dept. 103 due to a need for additional lifeguards and water safety instructors and an increase in pool chemicals.

Project Cost	Expended to Date (Mar 2023)	Estimated Carryover to FY 2024	FY 2024 Proposed Cost	FY 2025 Projected Cost	FY 2026 Projected Cost	FY 2027 Projected Cost	FY 2028 Projected Cost	Total Projected Cost
Construction	-	\$2,767,540	\$1,004,720	\$4,221,600	\$4,150,400	-	-	\$12,144,260
Engineering & Design	-	1,000,000	-	-	-	-	-	\$1,000,000
Office/Operating Supplies	\$111	500	-	-	-	-	-	\$611
Other Expense	487	1,000	-	-	-	-	-	\$1,487
Professional Services	46,331	500,000	-	-	-	-	-	\$546,331
Total	\$46,930	\$4,269,040	\$1,004,720	\$4,221,600	\$4,150,400	-	-	\$13,692,690

Funding Source	Funded to Date (Mar 2023)	Estimated Carryover to FY 2024	FY 2024 Proposed Cost	FY 2025 Projected Cost	FY 2026 Projected Cost	FY 2027 Projected Cost	FY 2028 Projected Cost	Total Projected Cost
109 - Park Development Fund	\$46,930	\$4,269,040	\$1,004,720	\$4,221,600	\$4,150,400	-	-	\$13,692,690
Total	\$223,513	\$4,092,457	\$1,004,720	\$4,221,600	\$4,150,400	-	-	\$13,692,690

Parks and Recreation Multipurpose Fields



Project Numbers: 501203

Project Start Date: July 2021

Estimated Completion Date: June 2027

Project Description:

This project will construct a multipurpose, multisport field. The project will provide a space for community sports such as softball, baseball, kickball, ultimate frisbee, lacrosse, football, and soccer. It will allow for additional practice and game space, allow the City to accommodate larger sports tournaments thereby increasing revenue, and provide an alternate location to host sporting activities while other fields rest. Park locations will be prioritized through a series of public meetings and with Council direction.

Operating Impacts:

There are no operating impacts as this is a future planned project.

Project Cost	Expended to Date (Mar 2023)	Estimated Carryover to FY 2024	FY 2024 Proposed Cost	FY 2025 Projected Cost	FY 2026 Projected Cost	FY 2027 Projected Cost	FY 2028 Projected Cost	Total Projected Cost
Construction	-	-	-	-	-	\$1,500,000	-	\$1,500,000
Engineering & Design	-	\$135,960	-	-	-	500,000	-	\$635,960
Total	-	\$135,960	-	-	-	\$2,000,000	-	\$2,135,960

Funding Source	Funded to Date (Mar 2023)	Estimated Carryover to FY 2024	FY 2024 Proposed Cost	FY 2025 Projected Cost	FY 2026 Projected Cost	FY 2027 Projected Cost	FY 2028 Projected Cost	Total Projected Cost
109 - Park Development Fund	-	\$135,960	-	-	-	\$2,000,000	-	\$2,135,960
Total	-	\$135,960	-	-	-	\$2,000,000	-	\$2,135,960

Parks and Recreation Park Ball Field



Project Numbers: 501204

Project Start Date: July 2021

Estimated Completion Date: June 2026

Project Description:

The City's youth leagues continue to grow, as does the need for additional practice and game space. The current little league fields are currently at capacity and cannot accommodate additional use. The Ball Field Project will provide funding to construct a new ball field, including lights and fencing. Park location will be prioritized through a series of public meetings. Specific locations will be determined based on community feedback and Council direction.

Operating Impacts:

No operating impact at this time, as this is a future planned project.

Project Cost	Expended to Date (Mar 2023)	Estimated Carryover to FY 2024	FY 2024 Proposed Cost	FY 2025 Projected Cost	FY 2026 Projected Cost	FY 2027 Projected Cost	FY 2028 Projected Cost	Total Projected Cost
Construction	-	\$350,000	-	-	-	\$1,000,000	-	\$1,350,000
Total	-	\$350,000	-	-	-	\$1,000,000	-	\$1,350,000

Funding Source	Funded to Date (Mar 2023)	Estimated Carryover to FY 2024	FY 2024 Proposed Cost	FY 2025 Projected Cost	FY 2026 Projected Cost	FY 2027 Projected Cost	FY 2028 Projected Cost	Total Projected Cost
109 - Park Development Fund	-	\$350,000	-	-	-	\$1,000,000	-	\$1,350,000
Total	-	\$350,000	-	-	-	\$1,000,000	-	\$1,350,000

Parks and Recreation Play Equipment Shade Structures



Project Numbers: 501808

Project Start Date: July 2017

Estimated Completion Date: Ongoing

Project Description:


To mitigate the heat on play structures and protect the children from the direct sun, staff will issue a Request for Proposal to bid the projects to a vendor to provide the materials and installation of the shade structures.

Operating Impacts:

None

Project Cost	Expended to Date (Mar 2023)	Estimated Carryover to FY 2024	FY 2024 Proposed Cost	FY 2025 Projected Cost	FY 2026 Projected Cost	FY 2027 Projected Cost	FY 2028 Projected Cost	Total Projected Cost
Construction	-	\$228,124	-	-	-	\$300,000	-	\$528,124
Professional Services	\$15,500	-	-	-	-	-	-	-
Total	\$15,500	\$228,124	-	-	-	\$300,000	-	\$543,624


Funding Source	Funded to Date (Mar 2023)	Estimated Carryover to FY 2024	FY 2024 Proposed Cost	FY 2025 Projected Cost	FY 2026 Projected Cost	FY 2027 Projected Cost	FY 2028 Projected Cost	Total Projected Cost
109 - Park Development Fund	\$15,500	228,124	-	-	-	300,000	-	\$543,624
Total	\$15,500	\$228,124	-	-	-	\$300,000	-	\$543,624



PUBLIC ART



Public Art City Murals



Project Numbers: 420149

Project Start Date: July 2020

Estimated Completion Date: Ongoing

Project Description:

This project will provide funding for new murals located throughout the city.

Operating Impacts:

None

Project Cost	Expended to Date (Mar 2023)	Estimated Carryover to FY 2024	FY 2024 Proposed Cost	FY 2025 Projected Cost	FY 2026 Projected Cost	FY 2027 Projected Cost	FY 2028 Projected Cost	Total Projected Cost
Construction	-	-	\$200,000	\$100,000	\$100,000	\$100,000	\$100,000	\$600,000
Office/Operating Supplies	\$19,735	\$20,000	-	-	-	-	-	\$39,735
Professional Services	30,773	159,491	-	-	-	-	-	\$190,264
Total	\$50,509	\$179,491	\$200,000	\$100,000	\$100,000	\$100,000	\$100,000	\$830,000

Funding Source	Funded to Date (Mar 2023)	Estimated Carryover to FY 2024	FY 2024 Proposed Cost	FY 2025 Projected Cost	FY 2026 Projected Cost	FY 2027 Projected Cost	FY 2028 Projected Cost	Total Projected Cost
130 - Public Art Fund	\$50,509	\$179,491	\$200,000	\$100,000	\$100,000	\$100,000	\$100,000	\$830,000
Total	\$50,509	\$179,491	\$200,000	\$100,000	\$100,000	\$100,000	\$100,000	\$830,000

Public Art Escondido Creek Art



Project Numbers: 421301

Project Start Date: July 2012

Estimated Completion Date: Ongoing

Project Description:

This project sets aside funds for planning and constructing public art in conformance with the Escondido Creek Master Plan.

Operating Impacts:

Operational impacts are unknown at this time. As needed maintenance would be required dependent on the type of art installed.

Project Cost	Expended to Date (Mar 2023)	Estimated Carryover to FY 2024	FY 2024 Proposed Cost	FY 2025 Projected Cost	FY 2026 Projected Cost	FY 2027 Projected Cost	FY 2028 Projected Cost	Total Projected Cost
Construction	-	\$50,000	\$73,550	\$40,400	\$37,700	\$33,200	\$48,700	\$283,550
Total	-	\$50,000	\$73,550	\$40,400	\$37,700	\$33,200	\$48,700	\$283,550

Funding Source	Funded to Date (Mar 2023)	Estimated Carryover to FY 2024	FY 2024 Proposed Cost	FY 2025 Projected Cost	FY 2026 Projected Cost	FY 2027 Projected Cost	FY 2028 Projected Cost	Total Projected Cost
130 - Public Art Fund	-	\$50,000	\$73,550	\$40,400	\$37,700	\$33,200	\$48,700	\$283,550
Total	-	\$50,000	\$73,550	\$40,400	\$37,700	\$33,200	\$48,700	\$283,550

Public Art Utility Box Art



Project Numbers: 420201

Project Start Date: July 2021

Estimated Completion Date: June 2026


Project Description:

This project will provide funding to support the volunteer Utility box painting project.

Operating Impacts:

Project Cost	Expended to Date (Mar 2023)	Estimated Carryover to FY 2024	FY 2024 Proposed Cost	FY 2025 Projected Cost	FY 2026 Projected Cost	FY 2027 Projected Cost	FY 2028 Projected Cost	Total Projected Cost
Construction	-	\$5,000	\$20,000	\$20,000	\$20,000	\$20,000	-	\$85,000
Total	-	\$5,000	\$20,000	\$20,000	\$20,000	\$20,000	-	\$85,000

Funding Source	Funded to Date (Mar 2023)	Estimated Carryover to FY 2024	FY 2024 Proposed Cost	FY 2025 Projected Cost	FY 2026 Projected Cost	FY 2027 Projected Cost	FY 2028 Projected Cost	Total Projected Cost
130 - Public Art Fund	-	\$5,000	\$20,000	\$20,000	\$20,000	\$20,000	-	\$85,000
Total	-	\$5,000	\$20,000	\$20,000	\$20,000	\$20,000	-	\$85,000



PUBLIC WORKS



Public Works EVCC Back-up Generator



Project Numbers: 556301

Project Start Date: September 2022

Estimated Completion Date: June 2024

Project Description:

The EVCC is defined as a cool zone in our City’s Continuity of Operations Plan (COOP). Escondido is surrounded by terrain that creates a very high fire hazard. SDG&E’s current plans to reduce fire danger in very high fire hazard areas is to strategically employ preventative grid shutdowns, referred to as Public Safety Power Shutoffs (PSPS). In 2020, areas of Escondido were affected by SDG&E’s PSPS due to high wind events. In November of 2019, we applied for a Public Safety Power Shutoff (PSPS) Resiliency grant allocation through Cal OES to fund a generator at the PW Yard and EVCC. Unfortunately, we did not receive the grant. Installing a new CARB compliant backup generator at the EVCC will ensure that the City meets the obligations outlined in the City’s COOP for these critical emergency functions.

Operating Impacts:

The generator will require California Air Resources Board (CARB) permits and inspections.

Project Cost	Expended to Date (Mar 2023)	Estimated Carryover to FY 2024	FY 2024 Proposed Cost	FY 2025 Projected Cost	FY 2026 Projected Cost	FY 2027 Projected Cost	FY 2028 Projected Cost	Total Projected Cost
Other Capital Outlay	-	\$200,000	\$50,000	-	-	-	-	\$250,000
Total	-	\$200,000	\$50,000	-	-	-	-	\$250,000

Funding Source	Funded to Date (Mar 2023)	Estimated Carryover to FY 2024	FY 2024 Proposed Cost	FY 2025 Projected Cost	FY 2026 Projected Cost	FY 2027 Projected Cost	FY 2028 Projected Cost	Total Projected Cost
243 - Public Facilities Fund	-	\$200,000	\$50,000	-	-	-	-	\$250,000
Total	-	\$200,000	\$50,000	-	-	-	-	\$250,000

Streets Public Works Yard Generator



Project Numbers: 556201

Project Start Date: July 2021

Estimated Completion Date: June 2024

Project Description:

Escondido is surrounded by terrain that creates a very high fire hazard. SDG&E’s current plans to reduce fire danger in very high fire hazard areas is to strategically employ preventative grid shutdowns, referred to as Public Safety Power Shutoffs (PSPS). In 2020, areas of Escondido were affected by SDG&E’s PSPS due to high wind events. Around 2012, the Public Works Yard backup generator was decommissioned due to not meeting current California Air Resources Board (CARB) air quality requirements. Since 2012, the Public Works Emergency Operations Center (Call Center), critical communication infrastructure, emergency vehicle fueling, traffic signal control operations center, and emergency vehicle repair has not been protected against grid power failures and/or planned SDG&E PSPS events. Installing a new CARB compliant backup generator at the Public Works Yard will ensure that Public Works meets the obligations outlined in the City’s Continuity of Operations Plan (COOP) for these critical emergency functions.

Operating Impacts:

None

Project Cost	Expended to Date (Mar 2023)	Estimated Carryover to FY 2024	FY 2024 Proposed Cost	FY 2025 Projected Cost	FY 2026 Projected Cost	FY 2027 Projected Cost	FY 2028 Projected Cost	Total Projected Cost
Other Capital Outlay	-	\$200,000	\$50,000	-	-	-	-	\$250,000
Total	-	\$200,000	\$50,000	-	-	-	-	\$250,000

Funding Source	Funded to Date (Mar 2023)	Estimated Carryover to FY 2024	FY 2024 Proposed Cost	FY 2025 Projected Cost	FY 2026 Projected Cost	FY 2027 Projected Cost	FY 2028 Projected Cost	Total Projected Cost
243 - Public Facilities Fund	-	\$200,000	\$50,000	-	-	-	-	\$250,000
Total	-	\$200,000	\$50,000	-	-	-	-	\$250,000

Public Works Public Works Yard Relocation



Project Numbers: 556501

Project Start Date: July 2014

Estimated Completion Date: Ongoing

Project Description:

This project supports the construction of Public Works Yard facilities sized to meet current and future maintenance demands of the City. A 2014 Needs Assessment estimated the cost at \$57-million. City staff are currently partnering with NCTD to assess the City and NCTD-owned parcels near the Public Works Yard to consider opportunities for partnership, land swap, and highest and best use of the area. Projected programming is shown in FY23/24-FY27/28. A substantial unfunded balance remains.

Operating Impacts:

This project would result in increased utilities costs that would be offset by improved operating efficiency for the Public Works Department. The project would improve security for onsite equipment and materials.

Project Cost	Expended to Date (Mar 2023)	Estimated Carryover to FY 2024	FY 2024 Proposed Cost	FY 2025 Projected Cost	FY 2026 Projected Cost	FY 2027 Projected Cost	FY 2028 Projected Cost	Total Projected Cost
Allocations In	\$15,803	\$20,000	-	-	-	-	-	\$35,803
Construction	-	\$9,049,578	\$803,360	\$3,031,200	\$2,970,900	\$2,870,300	\$2,769,700	\$21,495,038
Engineering & Design	-	-	-	-	-	-	-	-
Total	\$15,803	\$9,069,578	\$803,360	\$3,031,200	\$2,970,900	\$2,870,300	\$2,769,700	\$21,530,841

Funding Source	Funded to Date (Mar 2023)	Estimated Carryover to FY 2024	FY 2024 Proposed Cost	FY 2025 Projected Cost	FY 2026 Projected Cost	FY 2027 Projected Cost	FY 2028 Projected Cost	Total Projected Cost
243 - Public Facilities Fund	\$15,803	\$9,069,578	\$803,360	\$3,031,200	\$2,970,900	\$2,870,300	\$2,769,700	\$21,530,841
Total	\$15,803	\$9,069,578	\$803,360	\$3,031,200	\$2,970,900	\$2,870,300	\$2,769,700	\$21,530,841

Public Works Street Tree Maintenance



Project Numbers: 647901

Project Start Date: July 2018

Estimated Completion Date: June 2028

Project Description:


With the completion of the Urban Forest Inventory, the need for tree maintenance exceeds the capacity of the City Tree Crew. The city has over 53,000 trees to maintain. At present there are over 360 trees needing immediate removal, approximately 33,000 trees needing pruning/maintenance, over 3,000 new trees to plant, and approximately 300 tree stumps to be removed. An annual tree maintenance contract would significantly improve the health of the City's Urban Forest.

Operating Impacts:

Pruning improves tree health and reduces risk of fallen branches. Replanting appropriate trees mitigates future removals and surface damages which reduce ongoing operating costs.

Project Cost	Expended to Date (Mar 2023)	Estimated Carryover to FY 2024	FY 2024 Proposed Cost	FY 2025 Projected Cost	FY 2026 Projected Cost	FY 2027 Projected Cost	FY 2028 Projected Cost	Total Projected Cost
Allocations In		\$10,000	-	-	-	-	-	\$10,000
Advertising & Printing	\$104	-	-	-	-	-	-	\$104
Major Maintenance	-	-	\$105,000	\$105,000	\$105,000	\$105,000	\$105,000	\$525,000
Professional Services	130,095	\$279,801	-	-	-	-	-	\$409,896
Total	\$130,199	\$289,801	\$105,000	\$105,000	\$105,000	\$105,000	\$105,000	\$945,000

Funding Source	Funded to Date (Mar 2023)	Estimated Carryover to FY 2024	FY 2024 Proposed Cost	FY 2025 Projected Cost	FY 2026 Projected Cost	FY 2027 Projected Cost	FY 2028 Projected Cost	Total Projected Cost
108 - Gas Tax Fund	130,199	289,801	105,000	105,000	105,000	105,000	105,000	\$945,000
Total	\$130,199	\$289,801	\$105,000	\$105,000	\$105,000	\$105,000	\$105,000	\$945,000



STREETS



Streets
Bear Valley Parkway at Sunset/Ranchito



Project Numbers: 661302

Project Start Date: July 2022

Estimated Completion Date: June 2029

Project Description:

This future project widens the west side of Bear Valley Parkway between Sunset/Ranchito and the City limits at Cholla Canyon to add one south-bound lane as required to address the currently failing level of service. Widening of the east side of Bear Valley Parkway to add one north-bound lane will be completed by the adjacent development project with City contribution to extend improvements to Sunset/Ranchito, in accordance with the Development Agreement approved for this project. Funds are projected during FY24/25-FY27/28.

Operating Impacts:

The project would result in increased cost for maintenance of the wider street and new signal of approximately \$20,000 per year.

Project Cost	Expended to Date (Mar 2023)	Estimated Carryover to FY 2024	FY 2024 Proposed Cost	FY 2025 Projected Cost	FY 2026 Projected Cost	FY 2027 Projected Cost	FY 2028 Projected Cost	Total Projected Cost
Construction	-	\$575,000	-	-	\$250,000	\$500,000	\$1,750,000	\$3,075,000
Engineering & Design	-	-	-	\$500,000	-	-	-	\$500,000
Total	-	\$575,000	-	\$500,000	\$250,000	\$500,000	\$1,750,000	\$3,575,000

Funding Source	Funded to Date (Mar 2023)	Estimated Carryover to FY 2024	FY 2024 Proposed Cost	FY 2025 Projected Cost	FY 2026 Projected Cost	FY 2027 Projected Cost	FY 2028 Projected Cost	Total Projected Cost
120 - Traffic Impact Fund	-	\$575,000	-	\$500,000	\$250,000	\$500,000	\$1,750,000	\$3,575,000
Total	-	\$575,000	-	\$500,000	\$250,000	\$500,000	\$1,750,000	\$3,575,000

Streets Bridge Maintenance



Project Numbers: 647001

Project Start Date: July 2019

Estimated Completion Date: June 2028

Project Description:

To preserve the long-term condition of the City's 34-bridges, preventative maintenance, including deck maintenance, joint seal replacement and railing repairs are required. This project designates a budget to perform preventative maintenance at the highest priority locations, based on condition rating. Staff will pursue Caltrans bridge program funding, where available, to perform maintenance and address required repairs.

Operating Impacts:

Maintaining bridge components, such as decks and railing will prolong their life and result in reduced operating costs.

Project Cost	Expended to Date (Mar 2023)	Estimated Carryover to FY 2024	FY 2024 Proposed Cost	FY 2025 Projected Cost	FY 2026 Projected Cost	FY 2027 Projected Cost	FY 2028 Projected Cost	Total Projected Cost
Allocations In	\$35,537	\$64,463	-	-	-	-	-	\$100,000
Major Maintenance	-	100,000	-	\$100,000	\$100,000	\$150,000	\$200,000	\$650,000
Total	\$35,537	\$164,463		\$100,000	\$100,000	\$150,000	\$200,000	\$750,000

Funding Source	Funded to Date (Mar 2023)	Estimated Carryover to FY 2024	FY 2024 Proposed Cost	FY 2025 Projected Cost	FY 2026 Projected Cost	FY 2027 Projected Cost	FY 2028 Projected Cost	Total Projected Cost
108 - Gas Tax Fund	35,537	164,463	-	100,000	100,000	150,000	200,000	\$750,000
Total	\$35,537	\$164,463	-	\$100,000	\$100,000	\$150,000	\$200,000	\$750,000

Streets Centre City Parkway Signals



Project Numbers: 661901

Project Start Date: July 2018

Estimated Completion Date: June 2025

Project Description:

The FY24 federal budget includes community directed funding in the amount of \$1.4-million to build a new signal at Centre City Parkway and Brotherton and to prohibit left turn access at South Escondido Blvd and Centre City Parkway. This project was identified as Project #4 in the Local Roadway Safety Plan. This project provides funding for the local match for this project.

Operating Impacts:

The estimated annual maintenance cost of a signal is \$7,500-\$9,000 per year.

Project Cost	Expended to Date (Mar 2023)	Estimated Carryover to FY 2024	FY 2024 Proposed Cost	FY 2025 Projected Cost	FY 2026 Projected Cost	FY 2027 Projected Cost	FY 2028 Projected Cost	Total Projected Cost
Construction	-	-	\$1,575,000	-	-	-	-	\$1,575,000
Engineering	-	\$350,000	-	-	-	-	-	\$350,000
Total	-	\$350,000	\$1,575,000	-	-	-	-	\$1,925,000

Funding Source	Funded to Date (Mar 2023)	Estimated Carryover to FY 2024	FY 2024 Proposed Cost	FY 2025 Projected Cost	FY 2026 Projected Cost	FY 2027 Projected Cost	FY 2028 Projected Cost	Total Projected Cost
120 - Traffic Impact Fund		\$350,000	\$175,000	-	-	-	-	\$525,000
206 - Federal Highway Infrastructure (CPF)	-	-	1,400,000	-	-	-	-	\$1,400,000
Total	-	\$350,000	\$1,575,000	-	-	-	-	\$1,925,000

Streets

Comprehensive Active Transportation Strategy & Implementation



Project Numbers: 698201

Project Start Date: July 2021

Estimated Completion Date: June 2028

Project Description:

A Comprehensive Active Transportation Strategy (CATS) evaluates current infrastructure and demand to develop a well-connected active transportation network. This study also include an update to the Mobility Element of the General Plan. The CATS will evaluate trail, bike lane and sidewalk connectivity to ensure that limited resources are used to improve the highest priority facilities. Funds budgeted in FY25 through FY28 are included as matching funds for grant applications for the highest priority projects identified in the CATS.

Operating Impacts:

The CATS is not expected to result in operating impacts.

Project Cost	Expended to Date (Mar 2023)	Estimated Carryover to FY 2024	FY 2024 Proposed Cost	FY 2025 Projected Cost	FY 2026 Projected Cost	FY 2027 Projected Cost	FY 2028 Projected Cost	Total Projected Cost
Allocations In	\$50,702	\$69,298	-	-	-	-	-	\$120,000
Construction	-	230,000	-	\$225,000	\$450,000	\$675,000	\$675,000	\$2,255,000
Engineering & Design	-	150,000	\$250,000	25,000	50,000	75,000	75,000	\$625,000
Total	\$50,702	\$449,298	\$250,000	\$250,000	\$500,000	\$750,000	\$750,000	\$3,000,000

Funding Source	Funded to Date (Mar 2023)	Estimated Carryover to FY 2024	FY 2024 Proposed Cost	FY 2025 Projected Cost	FY 2026 Projected Cost	FY 2027 Projected Cost	FY 2028 Projected Cost	Total Projected Cost
230 - County Trans Street Projects	\$50,702	\$449,298	\$250,000	\$250,000	\$500,000	\$750,000	\$750,000	\$3,000,000
Total	\$50,702	\$449,298	\$250,000	\$250,000	\$500,000	\$750,000	\$750,000	\$3,000,000

Streets Escondido Creek Drainage Capacity Upgrades



Project Numbers: 694401

Project Start Date: January 2024

Estimated Completion Date: June 2028

Project Description:

This project upgrades the drainage system to improve over six-miles of deficient capacity storm drains to alleviate localized flooding and improve safety as identified in the City's Master Drainage Facility Plan. The 2022 Water Resources Development Act authorizes up to \$34-

Operating Impacts:

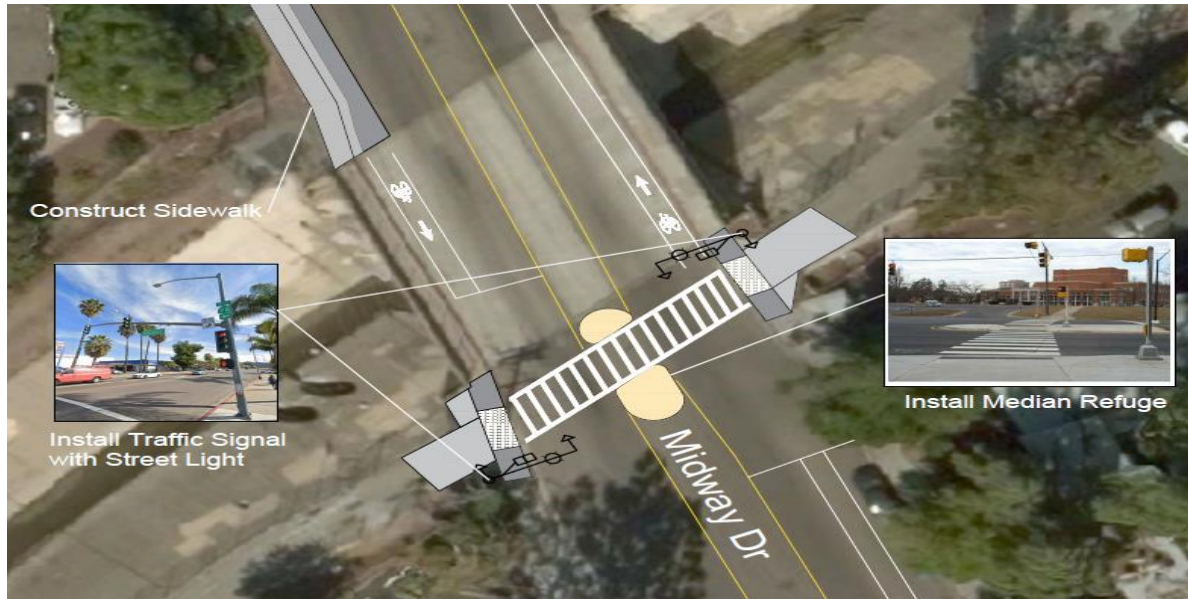
The added cost to maintain additional storm drains would be fully offset by the reduction in storm patrol, and pre and post storm maintenance activities.

Project Cost	Expended to Date (Mar 2023)	Estimated Carryover to FY 2024	FY 2024 Proposed Cost	FY 2025 Projected Cost	FY 2026 Projected Cost	FY 2027 Projected Cost	FY 2028 Projected Cost	Total Projected Cost
Construction	-	-		1,800,000	1,800,000	1,800,000	1,800,000	\$7,200,000
Engineering & Design	-	-	480,000	-	-	-	-	\$480,000
Total	-	-	\$480,000	\$1,800,000	\$1,800,000	\$1,800,000	\$1,800,000	\$7,680,000

Funding Source	Funded to Date (Mar 2023)	Estimated Carryover to FY 2024	FY 2024 Proposed Cost	FY 2025 Projected Cost	FY 2026 Projected Cost	FY 2027 Projected Cost	FY 2028 Projected Cost	Total Projected Cost
230 - County Trans Street Projects	-	-	480,000	1,800,000	1,800,000	1,800,000	1,800,000	\$7,680,000
Total	-	-	\$480,000	\$1,800,000	\$1,800,000	\$1,800,000	\$1,800,000	\$7,680,000

Streets

Escondido Creek Trail Bike Path Improvements



Project Numbers: 609901

Project Start Date: July 2018

Estimated Completion Date: Ongoing

Project Description:

This project improves the Escondido Creek Trail Bike Path by adding lighting, fencing and landscaping between Rose and Midway to encourage ridership and expand trail use. In addition, the project identifies the need for trailhead signage at seven key street crossing locations. Staff are pursuing a federal funding allocation for this project. Projected funding in FY23/24 and FY24/25 includes match funding. Staff will continue to seek grant funding for the unfunded balance of the project costs.

Operating Impacts:

The anticipated annual operating costs are on the order of \$2,500 to maintain new signage and striping.

Project Cost	Expended to Date (Mar 2023)	Estimated Carryover to FY 2024	FY 2024 Proposed Cost	FY 2025 Projected Cost	FY 2026 Projected Cost	FY 2027 Projected Cost	FY 2028 Projected Cost	Total Projected Cost
Advertising & Printing	\$154	-	-	-	-	-	-	\$154
Allocations In	235,773	\$100,000	-	-	-	-	-	\$335,773
Construction	855,856	520,706	\$320,000	\$320,000	-	-	-	\$2,016,562
Office/Operating Supplies	1,051	-	-	-	-	-	-	\$1,051
Professional Services	168,460	-	-	-	-	-	-	\$168,460
Total	\$1,261,294	\$620,706	\$320,000	\$320,000	-	-	-	\$2,522,000

Funding Source	Funded to Date (Mar 2023)	Estimated Carryover to FY 2024	FY 2024 Proposed Cost	FY 2025 Projected Cost	FY 2026 Projected Cost	FY 2027 Projected Cost	FY 2028 Projected Cost	Total Projected Cost
206 - Street Projects Fund	\$1,197,371	\$434,629	-	-	-	-	-	\$1,632,000
230 - County Trans Street Projects	63,923	186,077	\$320,000	\$320,000	-	-	-	\$890,000
Total	\$1,261,294	\$620,706	\$320,000	\$320,000	-	-	-	\$2,522,000

Streets

Felicitia & Juniper/Escondido Blvd to Chestnut



Project Numbers: 690309

Project Start Date: July 2014

Estimated Completion Date: June 2032

Project Description:

The first phase of this project widens Juniper Street between Felicitia Avenue and Chestnut Street with Active Transportation Program grant (Juniper Safe Routes to School Project) and Transnet funding. This phase is expected to be completed during Summer 2023. A future phase is to widen Felicitia Avenue from Escondido Boulevard to Juniper Street to add one lane in each direction in accordance with the Circulation Element and as needed to address the current failing level of service. Funds are programmed in FY27/28 to begin design with an estimated unfunded balance also shown in FY27/28.

Operating Impacts:

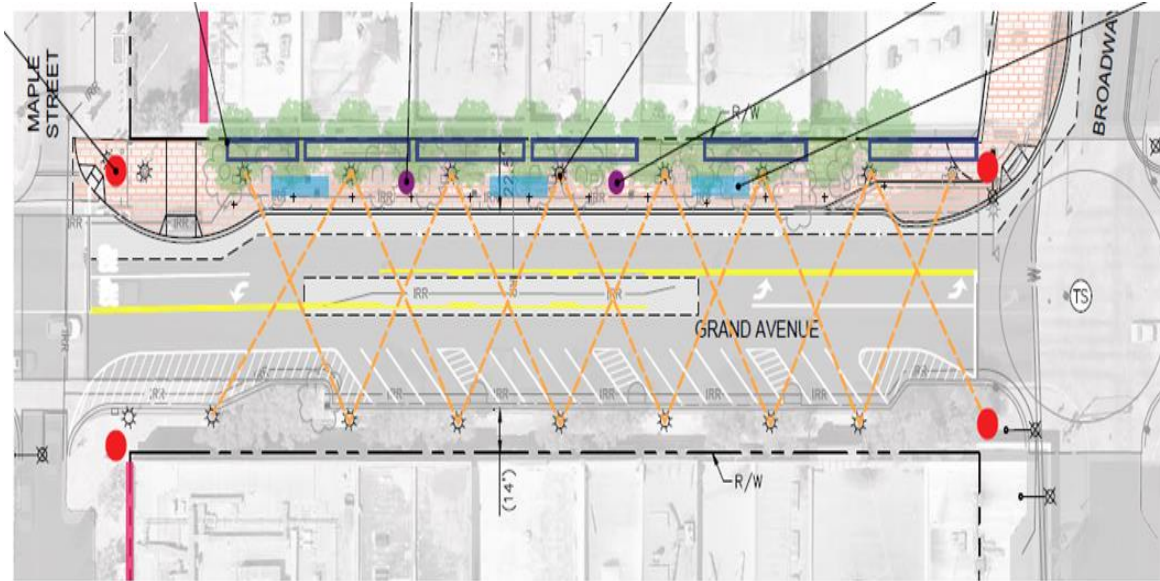
The cost of maintenance of the wider roadway would result in an operating impact of approximately \$2,500 per year for additional street maintenance.

Project Cost	Expended to Date (Mar 2023)	Estimated Carryover to FY 2024	FY 2024 Proposed Cost	FY 2025 Projected Cost	FY 2026 Projected Cost	FY 2027 Projected Cost	FY 2028 Projected Cost	Total Projected Cost
Allocations In	\$116,453	\$150,000	-	-	-	-	-	\$266,453
Construction	7,000	-	-	-	-	-	-	\$7,000
Engineering & Design	47,345	428,509	\$285,760	-	-	-	960,100	\$1,721,714
Land-Streets & ROW	650	-	-	-	-	-	-	\$650
Other Expense	43	-	-	-	-	-	-	\$43
Total	\$171,491	\$578,509	\$285,760	-	-	-	\$960,100	\$1,995,860

Funding Source	Funded to Date (Mar 2023)	Estimated Carryover to FY 2024	FY 2024 Proposed Cost	FY 2025 Projected Cost	FY 2026 Projected Cost	FY 2027 Projected Cost	FY 2028 Projected Cost	Total Projected Cost
120 - Traffic Impact Fund	-	-	285,760	-	-	-	960,100	\$1,245,860
230 - County Trans Street Projects	171,491	578,509	-	-	-	-	-	\$750,000
Total	\$171,491	\$578,509	\$285,760	-	-	-	\$960,100	\$1,995,860

Streets

Grand Avenue Streetscape Improvements



Project Numbers: 699902, ARP011

Project Start Date: February 2019

Estimated Completion Date: June 2032

Project Description:

This project implements the Grand Avenue Vision Plan to improve Grand Avenue between Juniper and Escondido, including widened sidewalks, expanded outdoor dining areas, traffic circles, improved pedestrian crossings, market lighting and diagonal parking on one side of the street. Phase I was completed in 2022. Design for Phase II, that improves Grand between Maple and Juniper, is expected to be completed in November 2023. Funding is programmed in FY23/24 to complete Phase II. The five-year planning period shows continued funding toward Phase III of the project between Escondido Blvd and Maple St. Staff recommends that a concept design also be prepared to evaluate the potential expansion of the Vision Plan to extend from Centre City Parkway to Valley Blvd.

Operating Impacts:

Additional operating costs are anticipated for enhanced lighting and public art, if incorporated into the project.

Project Cost	Expended to Date (Mar 2023)	Estimated Carryover to FY 2024	FY 2024 Proposed Cost	FY 2025 Projected Cost	FY 2026 Projected Cost	FY 2027 Projected Cost	FY 2028 Projected Cost	Total Projected Cost
Allocations In	\$191,997	\$150,000	-	-	-	-	-	\$341,997
Construction	1,534,193	525,918	\$800,000	\$750,000	\$500,000	\$500,000	\$500,000	\$9,843,374
Engineering & Design	550,674	-	-	-	-	-	-	\$550,674
Office/Operating Supplies	6,124	-	-	-	-	-	-	\$6,124
Other Duplicating	136	-	-	-	-	-	-	\$136
Other Expense	856	-	-	-	-	-	-	\$856
Total	\$2,283,980	\$5,409,181	\$800,000	\$750,000	\$500,000	\$500,000	\$500,000	\$10,743,161

Funding Source	Funded to Date (Mar 2023)	Estimated Carryover to FY 2024	FY 2024 Proposed Cost	FY 2025 Projected Cost	FY 2026 Projected Cost	FY 2027 Projected Cost	FY 2028 Projected Cost	Total Projected Cost
230 - County Trans Street Projects	\$2,165,855	\$527,306	\$800,000	\$750,000	\$500,000	\$500,000	\$500,000	\$5,743,161
470 - American Rescue Plan Fund	118,125	4,881,875	-	-	-	-	-	\$5,000,000
Total	\$2,283,980	\$5,409,181	\$800,000	\$750,000	\$500,000	\$500,000	\$500,000	\$10,743,161

Streets La Honda Drainage



Project Numbers: 679908

Project Start Date: July 2008

Estimated Completion Date: December 2023

Project Description:

This project budgets funds toward the City's participation with La Honda Drive drainage improvements as required by Tract 920 Development Agreement (Henry Rch Partnership) to prevent flooding of adjoining area. Developer is required to construct a reinforced box-culvert system on La Honda Drive from El Norte Parkway through an easement to Nightingale Place and on Nightingale Place to Lincoln Avenue. Upon completion drainage assets will be dedicated to the City.

Operating Impacts:

The project will result in minor increases in maintenance and storm drain inspection costs, on the order of \$5,000 per year, which will be partially offset by reduced costs of storm patrols and debris removal after rain events.

Project Cost	Expended to Date (Mar 2023)	Estimated Carryover to FY 2024	FY 2024 Proposed Cost	FY 2025 Projected Cost	FY 2026 Projected Cost	FY 2027 Projected Cost	FY 2028 Projected Cost	Total Projected Cost
Allocation In	\$539	-	-	-	-	-	-	\$539
Drainage Improvements	-	\$600,001	\$166,800	\$417,320	\$409,620	\$396,820	\$110,000	\$2,100,561
Total	\$539	\$600,001	\$166,800	\$417,320	\$409,620	\$396,820	\$110,000	\$2,101,100

Funding Source	Funded to Date (Mar 2023)	Estimated Carryover to FY 2024	FY 2024 Proposed Cost	FY 2025 Projected Cost	FY 2026 Projected Cost	FY 2027 Projected Cost	FY 2028 Projected Cost	Total Projected Cost
227 - Storm Drain Fund	\$539	\$600,001	\$166,800	\$417,320	\$409,620	\$396,820	\$110,000	\$2,101,100
Total	\$539	\$600,001	\$166,800	\$417,320	\$409,620	\$396,820	\$110,000	\$2,101,100

Streets LED Street Light Conversions



Project Numbers: 640001

Project Start Date: July 2019

Estimated Completion Date: June 2025

Project Description:

This project provides funding to convert high pressure and low pressure sodium street lights to light emitting diode (LED). LED provides a whiter light that appears brighter and provides a truer color rendering. Conversion to LED results in savings both in maintenance and energy costs.

Operating Impacts:

LED street light conversions reduce electricity and ongoing maintenance costs. LED street light conversions will result in a net reduction of operating and utility costs.

Project Cost	Expended to Date (Mar 2023)	Estimated Carryover to FY 2024	FY 2024 Proposed Cost	FY 2025 Projected Cost	FY 2026 Projected Cost	FY 2027 Projected Cost	FY 2028 Projected Cost	Total Projected Cost
Allocations In	\$26,382	\$10,000	-	-	-	-	-	\$36,382
Construction	97,800	15,000	-	-	-	-	-	\$112,800
Major Maintenance	-	-	\$300,000	\$300,000	-	-	-	\$600,000
Office/Operating Supplies	834,305	78,829	-	-	-	-	-	\$913,134
Professional Services	37,683	-	-	-	-	-	-	\$37,683
Total	\$996,171	\$103,829	\$300,000	\$300,000	-	-	-	\$1,700,000

Funding Source	Funded to Date (Mar 2023)	Estimated Carryover to FY 2024	FY 2024 Proposed Cost	FY 2025 Projected Cost	FY 2026 Projected Cost	FY 2027 Projected Cost	FY 2028 Projected Cost	Total Projected Cost
108 - Gas Tax Fund	\$996,171	\$103,829	\$300,000	\$300,000	-	-	-	\$1,700,000
Total	\$996,171	\$103,829	\$300,000	\$300,000	-	-	-	\$1,700,000

Streets Lincoln Parkway Widening



Project Numbers: 661303

Project Start Date: July 2024

Estimated Completion Date: June 2028

Project Description:

This project updates the Specific Alignment Plan for Lincoln Parkway/Avenue to address the current capacity deficiency and improve safety. Future year programming is projected to complete environmental review, design and construction for widening of Lincoln Parkway/Avenue between Garrick Way and Fig Street. The project is expected to include medians, sidewalks, bike lanes, traffic calming, and improvements to the intersection at Lincoln/Fig St. for this key gateway to the City.

Operating Impacts:

Minor operating impacts are anticipated on the order of \$2,000 per year to maintain the wider roadway and \$10,000 per year for landscape maintenance.

Project Cost	Expended to Date (Mar 2023)	Estimated Carryover to FY 2024	FY 2024 Proposed Cost	FY 2025 Projected Cost	FY 2026 Projected Cost	FY 2027 Projected Cost	FY 2028 Projected Cost	Total Projected Cost
Construction	-	\$375,000	-	\$2,423,700	\$2,624,400	\$2,292,300	-	\$7,715,400
Engineering & Design	-	375,000	250,000	-	-	-	-	\$625,000
Total	-	\$750,000	\$250,000	\$2,423,700	\$2,624,400	\$2,292,300	-	\$8,340,400

Funding Source	Funded to Date (Mar 2023)	Estimated Carryover to FY 2024	FY 2024 Proposed Cost	FY 2025 Projected Cost	FY 2026 Projected Cost	FY 2027 Projected Cost	FY 2028 Projected Cost	Total Projected Cost
120 - Traffic Impact Fund	-	\$750,000	\$250,000	\$2,423,700	\$2,624,400	\$2,292,300	-	\$8,340,400
Total	-	\$750,000	\$250,000	\$2,423,700	\$2,624,400	\$2,292,300	-	\$8,340,400

Streets Pavement Maintenance & Rehabilitation FY24



Project Numbers: 687401, 694105

Project Start Date: July 2023

Estimated Completion Date: June 2028

Project Description:

This annual project provides for the maintenance and repair of City streets. Work is focused on one of eight residential zones each year. FY23/24 budget is focused on Zone CN, located between Interstate 15, Ash St, Lincoln and 5th Ave. Resurfacing of Major and Collector streets is performed Citywide based on pavement condition. Work includes subgrade repairs, asphalt replacement and seal coating. In addition, the project repairs lifted sidewalks and stripes bike lanes on resurfaced streets in accordance with the Bicycle Master Plan. Since its inception in 2013, the street maintenance program has been successful at raising the pavement condition index from 55 to 65. The unfunded costs show additional funding needed to raise the average pavement condition index to an overall good condition (PCI=70).

Operating Impacts:

This project is a maintenance project that will serve to reduce future maintenance costs. The cost of resurfacing is reduced when streets are maintained prior to reaching a poor condition.

Project Cost	Expended to Date (Mar 2023)	Estimated Carryover to FY 2024	FY 2024 Proposed Cost	FY 2025 Projected Cost	FY 2026 Projected Cost	FY 2027 Projected Cost	FY 2028 Projected Cost	Total Projected Cost
Engineering & Design	-	-	424,660	538,600	576,200	613,800	651,500	\$2,804,760
Major Maintenance	-	-	6,000,000	6,369,000	6,961,000	7,622,000	8,378,000	\$35,330,000
Total	-	-	\$6,424,660	\$6,907,600	\$7,537,200	\$8,235,800	\$9,029,500	\$38,134,760

Funding Source	Funded to Date (Mar 2023)	Estimated Carryover to FY 2024	FY 2024 Proposed Cost	FY 2025 Projected Cost	FY 2026 Projected Cost	FY 2027 Projected Cost	FY 2028 Projected Cost	Total Projected Cost
108 - Gas Tax Fund	-	-	-	\$2,200,000	\$2,300,000	\$2,300,000	\$2,900,000	\$2,900,000
230 - County Trans Street Projects	-	-	2,943,630	869,000	1,361,000	2,022,000	2,178,000	\$2,178,000
235 - RMRA Fund	-	-	3,481,030	3,838,600	3,876,200	3,913,800	3,951,500	\$3,951,500
Total	-	-	\$6,424,660	\$6,907,600	\$7,537,200	\$8,235,800	\$9,029,500	\$38,134,760

Streets Storm Drain Repair and Improvements



Project Numbers: 647802, 607801

Project Start Date: July 2017

Estimated Completion Date: June 2037

Project Description:

There are over 15 miles of corrugated metal storm drain pipe (CMP) within the City. Most of the pipeline is beyond its service life. This project designates funding for repair and improvement of priority drainage facilities, including deteriorated storm drains and failing channels, as well as to make improvements to drainage facilities to extend their service life.

Operating Impacts:

This project results in a reduction of long-term operating costs. Rehabilitation of storm drain pipes through lining is substantially more cost effective than replacement and limits risk of storm drain failure.

Project Cost	Expended to Date (Mar 2023)	Estimated Carryover to FY 2024	FY 2024 Proposed Cost	FY 2025 Projected Cost	FY 2026 Projected Cost	FY 2027 Projected Cost	FY 2028 Projected Cost	Total Projected Cost
Allocations In	\$404,730	\$300,000	-	-	-	-	-	\$704,730
Construction	618,883	1,500,000	\$1,328,710	\$1,592,100	\$1,835,000	\$1,827,600	\$1,220,100	\$9,922,393
Engineering & Design	1,160,034	948,579	-	-	-	-	-	\$2,108,613
Land-Streets & ROW	750	800	-	-	-	-	-	\$1,550
Motive Equipment	11	-	-	-	-	-	-	\$11
Office/Operating Supplies	9,994	20,000	-	-	-	-	-	\$29,994
Professional Services	37,378	40,000	-	-	-	-	-	\$77,378
Rent	2,112	2,000	-	-	-	-	-	\$4,112
Total	\$2,233,892	\$2,811,379	\$1,328,710	\$1,592,100	\$1,835,000	\$1,827,600	\$1,220,100	\$12,848,781

Funding Source	Funded to Date (Mar 2023)	Estimated Carryover to FY 2024	FY 2024 Proposed Cost	FY 2025 Projected Cost	FY 2026 Projected Cost	FY 2027 Projected Cost	FY 2028 Projected Cost	Total Projected Cost
108 - Gas Tax Fund	\$2,226,810	\$2,333,531	\$944,220	\$1,555,800	\$1,799,300	\$1,792,900	\$1,186,400	\$11,838,961
206 - Street Projects Fund	7,082	477,848	384,490	36,300	35,700	34,700	33,700	\$1,009,820
Total	\$2,233,892	\$2,811,379	\$1,328,710	\$1,592,100	\$1,835,000	\$1,827,600	\$1,220,100	\$12,848,781

Streets
Traffic Infrastructure FY24



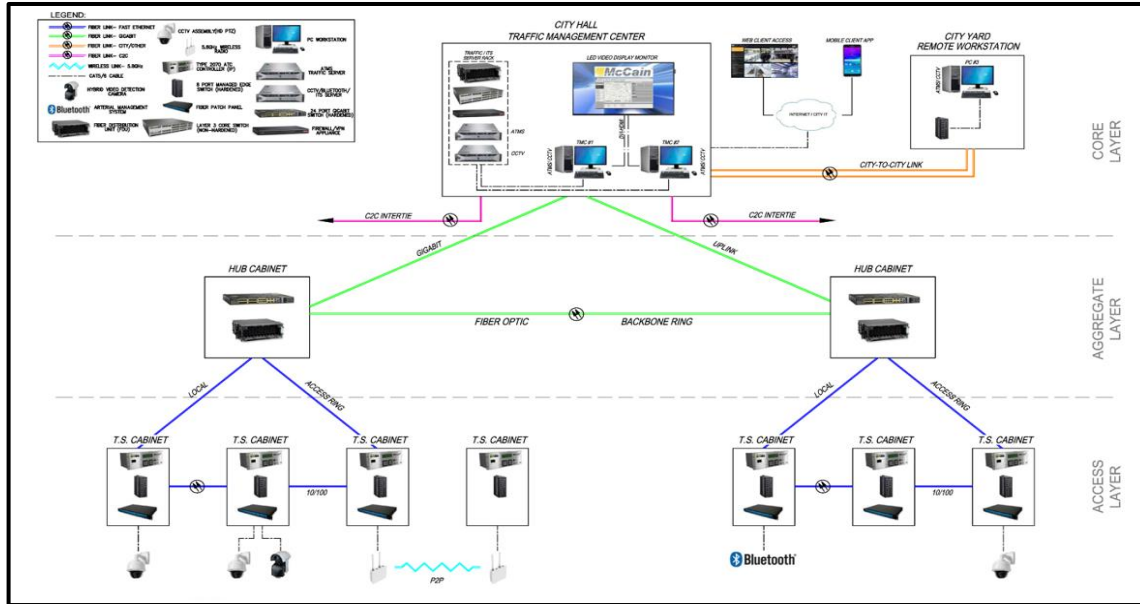
Project Numbers: 646041
Project Start Date: July 2023 **Estimated Completion Date:** June 2028
Project Description:
 This project includes installation of signage, striping and other traffic-related infrastructure Citywide.

Operating Impacts:
 The project upgrades and replaces signage, striping and signal equipment and does not result in an operating impact.

Project Cost	Expended to Date (Mar 2023)	Estimated Carryover to FY 2024	FY 2024 Proposed Cost	FY 2025 Projected Cost	FY 2026 Projected Cost	FY 2027 Projected Cost	FY 2028 Projected Cost	Total Projected Cost
Construction	-	-	-	\$127,000	\$127,000	\$127,000	\$127,000	\$508,000
Total	-	-	-	\$127,000	\$127,000	\$127,000	\$127,000	\$508,000

Funding Source	Funded to Date (Mar 2023)	Estimated Carryover to FY 2024	FY 2024 Proposed Cost	FY 2025 Projected Cost	FY 2026 Projected Cost	FY 2027 Projected Cost	FY 2028 Projected Cost	Total Projected Cost
108 - Gas Tax Fund	-	-	-	\$127,000	\$127,000	\$127,000	\$127,000	\$508,000
Total	-	-	-	\$127,000	\$127,000	\$127,000	\$127,000	\$508,000

Streets Traffic Signal Communication Project



Project Numbers: 601104

Project Start Date: July 2020

Estimated Completion Date: June 2028

Project Description:

This project installs a high speed communication system for the City's traffic signals that will improve operation. The projects supports installation of upgraded signal controllers and controller cabinets that are more responsive, provide more data to support operational improvements, and will allow deployment of technology to support the ultimate build-out of the City.

Operating Impacts:

The project will reduce the number of telephone/cable lines and their associated cost. These savings are expected to be offset by increased costs necessary to maintain the City-provided communication network.

Project Cost	Expended to Date (Mar 2023)	Estimated Carryover to FY 2024	FY 2024 Proposed Cost	FY 2025 Projected Cost	FY 2026 Projected Cost	FY 2027 Projected Cost	FY 2028 Projected Cost	Total Projected Cost
Allocations In	\$67,588	\$60,912	-	-	-	-	-	\$128,500
Construction	-	2,000,000	\$500,000	\$300,000	\$300,000	\$300,000	\$300,000	\$3,700,000
Engineering & Design	84,125	415,875	-	-	-	-	-	\$500,000
Total	\$151,713	\$2,476,787	\$500,000	\$300,000	\$300,000	\$300,000	\$300,000	\$4,328,500

Funding Source	Funded to Date (Mar 2023)	Estimated Carryover to FY 2024	FY 2024 Proposed Cost	FY 2025 Projected Cost	FY 2026 Projected Cost	FY 2027 Projected Cost	FY 2028 Projected Cost	Total Projected Cost
206 - Street Projects Fund	\$84,125	\$1,184,375	-	-	-	-	-	\$1,268,500
243 - Public Facilities Fund	67,588	1,292,412	\$500,000	\$300,000	\$300,000	\$300,000	\$300,000	\$3,060,000
Total	\$151,713	\$2,476,787	\$500,000	\$300,000	\$300,000	\$300,000	\$300,000	\$4,328,500

Streets Traffic Signals and Signal Improvements



Project Numbers: 691001

Project Start Date: July 2020

Estimated Completion Date: June 2028

Project Description:

This project is for traffic signal and intersection improvements Citywide as prioritized in the City's Local Roadway Safety Plan. Grant match funding is provided for a Highway Safety Improvement Program Grant secured for Project #1 in the LRSP that improves 12 of the priority locations. Funding is also programed within the five-year planning horizon for construction of Projects #2 & #3 in the LRSP and study for further evaluation of Project #5 identified in the LRSP. This project also includes construction of improvements to the traffic signal located at Washington and Rose.

Operating Impacts:

The estimated cost to maintain a signal is \$7,500 to \$9,000 per year.

Project Cost	Expended to Date (Mar 2023)	Estimated Carryover to FY 2024	FY 2024 Proposed Cost	FY 2025 Projected Cost	FY 2026 Projected Cost	FY 2027 Projected Cost	FY 2028 Projected Cost	Total Projected Cost
Allocations In	\$53,358	\$541,046	-	-	-	-	-	\$594,404
Construction		900,000	\$170,000	\$1,500,000	\$1,500,000	\$750,000	\$750,000	\$5,570,000
Engineering & Design	117,851	1,000,000	-	-	-	-	-	\$1,117,851
Total	\$171,209	\$2,441,046	\$170,000	\$1,500,000	\$1,500,000	\$750,000	\$750,000	\$7,282,255

Funding Source	Funded to Date (Mar 2023)	Estimated Carryover to FY 2024	FY 2024 Proposed Cost	FY 2025 Projected Cost	FY 2026 Projected Cost	FY 2027 Projected Cost	FY 2028 Projected Cost	Total Projected Cost
120 - Traffic Impact Fund	\$9,945	\$1,152,310	-	-	-	-	-	\$1,162,255
230 - County Trans Street Projects	161,264	1,288,736	\$170,000	\$1,500,000	\$1,500,000	\$750,000	\$750,000	\$6,120,000
Total	\$171,209	\$2,441,046	\$170,000	\$1,500,000	\$1,500,000	\$750,000	\$750,000	\$7,282,255

Streets Transportation and Community Safety



Project Numbers: 643501

Project Start Date: July 2015

Estimated Completion Date: June 2028

Project Description:


This is an annual budget designated for the Transportation and Community Safety Commission to select traffic safety and traffic calming projects.

Operating Impacts:

The anticipated annual operating costs are on the order of \$2,500 to maintain new signage and striping. This cost is partially offset by signage and striping replaced by the project.

Project Cost	Expended to Date (Mar 2023)	Estimated Carryover to FY 2024	FY 2024 Proposed Cost	FY 2025 Projected Cost	FY 2026 Projected Cost	FY 2027 Projected Cost	FY 2028 Projected Cost	Total Projected Cost
Allocations In	#REF!	\$10,000	-	-	-	-	-	#REF!
Construction	143,639	6,569	\$50,000	\$50,000	\$50,000	\$50,000	\$50,000	\$400,208
Engineering & Design	141,332	-	-	-	-	-	-	\$141,332
Total	\$383,431	\$16,569	\$50,000	\$50,000	\$50,000	\$50,000	\$50,000	\$650,000

Funding Source	Funded to Date (Mar 2023)	Estimated Carryover to FY 2024	FY 2024 Proposed Cost	FY 2025 Projected Cost	FY 2026 Projected Cost	FY 2027 Projected Cost	FY 2028 Projected Cost	Total Projected Cost
108 - Gas Tax Fund	\$383,431	\$16,569	\$50,000	\$50,000	\$50,000	\$50,000	\$50,000	\$650,000
Total	\$383,431	\$16,569	\$50,000	\$50,000	\$50,000	\$50,000	\$50,000	\$650,000



WASTEWATER UTILITIES



Wastewater Utilities Citywide Storm Drain Maintenance



Project Numbers: 807601

Project Start Date: July 2015

Estimated Completion Date: June 2024

Project Description:

The City is required to conduct annual inspections and cleaning/maintenance of its storm conveyance system infrastructure including inlets, catch basins, pipes, and curb and gutter. Funds provide equipment and staff costs to remove and dispose of trash, debris, sediment, and leaves and properly document these City activities related to pollution prevention. New requirements to install trash screens in storm drains (CIP 80061) will increase maintenance and staff costs in future Fiscal Years.

Operating Impacts:

The project is administered by Utilities/Environmental Programs and implemented by the Public Works Department. Compliance reporting is part of Environmental Programs operating budget, which is supported by Wastewater fees.

Project Cost	Expended to Date (Mar 2023)	Estimated Carryover to FY 2024	FY 2024 Proposed Cost	FY 2025 Projected Cost	FY 2026 Projected Cost	FY 2027 Projected Cost	FY 2028 Projected Cost	Total Projected Cost
Allocations In	\$4,975,559	\$226,838	\$600,000	\$600,000	\$600,000	\$600,000	\$600,000	\$8,202,397
Office/Operating Supplies	50,918	10,000	200,000	200,000	200,000	200,000	200,000	\$1,060,918
Total	\$5,026,477	\$236,838	\$800,000	\$800,000	\$800,000	\$800,000	\$800,000	\$9,263,315

Funding Source	Funded to Date (Mar 2023)	Estimated Carryover to FY 2024	FY 2024 Proposed Cost	FY 2025 Projected Cost	FY 2026 Projected Cost	FY 2027 Projected Cost	FY 2028 Projected Cost	Total Projected Cost
557 - Wastewater Utilities Capital Project Fund	5,026,477	236,838	800,000	800,000	800,000	800,000	800,000	\$9,263,315
Total	\$5,026,477	\$236,838	\$800,000	\$800,000	\$800,000	\$800,000	\$800,000	\$9,263,315

Wastewater Utilities Habitat Remediation - Spruce St.



Project Numbers: 678301

Project Start Date: July 2012

Estimated Completion Date: June 2022

Project Description:

This projects corrects drainage problems in the Spruce Street storm water conveyance channel. Grading variances, nonnative plants, and sediment deposits led to standing water in the upper channel, functioning as habitat for breeding mosquitoes and presenting water quality concerns. The City has worked since 2013 to redesign the channel (within existing constraints) and complete CEQA and environmental permitting. The City secured grant funding totaling \$638,500 from County Vector Habitat Grant and \$258,000 from State Proposition 1 funds. The Environmental Programs Division is leading this project in coordination with Engineering.

Operating Impacts:

While the bulk of project construction is complete, minor maintenance and monitoring of plant establishment will be needed for several years until the site is incorporated into the Permitted Channel Maintenance CIP (#807502).

Project Cost	Expended to Date (Mar 2023)	Estimated Carryover to FY 2024	FY 2024 Proposed Cost	FY 2025 Projected Cost	FY 2026 Projected Cost	FY 2027 Projected Cost	FY 2028 Projected Cost	Total Projected Cost
Land Acquisition	\$78,500	-	-	-	-	-	-	\$78,500
Allocations In	309,052	\$20,000	-	-	-	-	-	\$329,052
Construction	3,395,992	73,585	-	-	-	-	-	\$3,469,577
Engineering & Design	752,249	-	-	-	-	-	-	\$752,249
Other Expense	7,565	-	-	-	-	-	-	\$7,565
Permits	2,297	-	-	-	-	-	-	\$2,297
Professional Services		40,000	\$50,000	-	-	-	-	\$90,000
Total	\$4,545,655	\$133,585	\$50,000	-	-	-	-	\$4,729,240

Funding Source	Funded to Date (Mar 2023)	Estimated Carryover to FY 2024	FY 2024 Proposed Cost	FY 2025 Projected Cost	FY 2026 Projected Cost	FY 2027 Projected Cost	FY 2028 Projected Cost	Total Projected Cost
557 - Wastewater Utilities Capital Project Fund	\$4,545,655	\$133,585	\$50,000	-	-	-	-	\$4,729,240
Total	\$4,545,655	\$133,585	\$50,000	-	-	-	-	\$4,729,240

Wastewater Utilities Lift Station Major Maintenance



Project Numbers: 800379

Project Start Date: July 1996

Estimated Completion Date: Ongoing

Project Description:

Unscheduled maintenance, repair, and/or replacement of pumps, motors and control systems at 14 sewage lift stations.

Operating Impacts:

None

Project Cost	Expended to Date (Mar 2023)	Estimated Carryover to FY 2024	FY 2024 Proposed Cost	FY 2025 Projected Cost	FY 2026 Projected Cost	FY 2027 Projected Cost	FY 2028 Projected Cost	Total Projected Cost
Allocations In	\$1,460							
Construction	31,650							
Engineering & Design	168,031							
Maintenance of Equipment	263,696							
Professional Services	298,074	\$196,189	\$100,000	\$50,000	\$50,000	\$50,000	\$50,000	\$794,263
Total	\$762,911	\$196,189	\$100,000	\$50,000	\$50,000	\$50,000	\$50,000	\$1,259,100

Funding Source	Funded to Date (Mar 2023)	Estimated Carryover to FY 2024	FY 2024 Proposed Cost	FY 2025 Projected Cost	FY 2026 Projected Cost	FY 2027 Projected Cost	FY 2028 Projected Cost	Total Projected Cost
557 - Wastewater Utilities Capital Project Fund	\$762,911	\$196,189	\$100,000	\$50,000	\$50,000	\$50,000	\$50,000	\$1,259,100
Total	\$762,911	\$196,189	\$100,000	\$50,000	\$50,000	\$50,000	\$50,000	\$1,259,100

Wastewater Utilities Permitted Channel Maintenance & Mitigation



Project Numbers: 807502

Project Start Date: July 2014

Estimated Completion Date: June 2023

Project Description:


Permits for channel maintenance from state and federal agencies were issued in August 2015 and are expected to be renewed in 2021. City staff remove trash, sediment, and vegetation from 63 flood control channels and culverts, including the Escondido and Reidy Creek concrete channels. The project installed and monitors a wetland habitat mitigation project in Kit Carson Park. The permit renewal includes expansion to include 20 additional maintenance locations, including Reidy Creek golf course, as well as an additional wetland mitigation site activities in Kit Carson.

Operating Impacts:

This CIP includes staff time and equipment to continue maintenance work. The project is funded through the wastewater fund. Environmental Programs Division oversees the project compliance and permits, and coordinates maintenance with Public Works.

Project Cost	Expended to Date (Mar 2023)	Estimated Carryover to FY 2024	FY 2024 Proposed Cost	FY 2025 Projected Cost	FY 2026 Projected Cost	FY 2027 Projected Cost	FY 2028 Projected Cost	Total Projected Cost
Allocations In	1,595,197	291106	300,000	300,000	300,000	300,000	300,000	\$3,386,303
Minor Tools & Equipment	17,467	-	-	-	-	-	-	\$17,467
Office/Operating Supplies	125,807	-	-	-	-	-	-	\$125,807
Other Expense	7,773	-	-	-	-	-	-	\$7,773
Professional Services	1,590,205	100000	100,000	100,000	100,000	100,000	100,000	\$2,190,205
Total	\$3,336,449	\$391,106	\$400,000	\$400,000	\$400,000	\$400,000	\$400,000	\$5,727,555


Funding Source	Funded to Date (Mar 2023)	Estimated Carryover to FY 2024	FY 2024 Proposed Cost	FY 2025 Projected Cost	FY 2026 Projected Cost	FY 2027 Projected Cost	FY 2028 Projected Cost	Total Projected Cost
557 - Wastewater Utilities Capital Project Fund	3,336,449	391,106	400,000	400,000	400,000	400,000	400,000	\$5,727,555
Total	\$3,336,449	\$391,106	\$400,000	\$400,000	\$400,000	\$400,000	\$400,000	\$5,727,555



WATER UTILITIES



Water Utilities Treated Water Interconnect



Project Numbers: 701906

Project Start Date: July 2008

Estimated Completion Date: Ongoing

Project Description:


This project will upsize and replace a treated water interconnection with the Rincon del Diablo Municipal Water District in order to supplement the City's water supplies during a shutdown of the San Diego County Water Authority's raw water pipeline, or in an event that the Escondido-Vista Water Treatment Plant is limited or unable to produce treated water.

Operating Impacts:

No additional operation impacts are anticipated at this time.


Project Cost	Expended to Date (Mar 2023)	Estimated Carryover to FY 2024	FY 2024 Proposed Cost	FY 2025 Projected Cost	FY 2026 Projected Cost	FY 2027 Projected Cost	FY 2028 Projected Cost	Total Projected Cost
Construction	-	-	-	\$2,000,000	\$3,000,000	-	-	\$5,000,000
Other Duplicating	\$85	-	-	-	-	-	-	\$85
Professional Services	86,543	\$268,372	200,000	200,000	300,000	-	-	\$1,054,915
Total	\$86,628	\$268,372	\$200,000	\$2,200,000	\$3,300,000	-	-	\$6,055,000

Funding Source	Funded to Date (Mar 2023)	Estimated Carryover to FY 2024	FY 2024 Proposed Cost	FY 2025 Projected Cost	FY 2026 Projected Cost	FY 2027 Projected Cost	FY 2028 Projected Cost	Total Projected Cost
556 - Water Utilities Capital Project Fund	\$86,628	\$268,372	\$200,000	\$2,200,000	\$3,300,000	-	-	\$6,055,000
Total	\$86,628	\$268,372	\$200,000	\$2,200,000	\$3,300,000	-	-	\$6,055,000



APPENDIX





AI. SOURCES AND USES



CITY OF ESCONDIDO
FIVE-YEAR CAPITAL IMPROVEMENT PROGRAM AND BUDGET
COUNTY TRANSPORTATION STREET PROJECTS FUND
SOURCES AND USES
FISCAL YEAR 2023/24
Fund 230

Sources of Funds:

Available Balance	\$ (353,370)
SANDAG - TransNet Sales Tax Override	5,317,000
	4,963,630
Total, Sources of Funds	\$ 4,963,630

Uses of Funds:

Comprehensive Active Transportation Strategy	\$ 250,000
Escondido Creek Drainage Capacity Upgrades	480,000
Escondido Creek Trail Improvements	320,000
Grand Avenue Streetscape Improvement	800,000
Pavement Maintenance FY 24	1,595,100
Pavement Rehabilitation FY 24	1,348,530
Traffic Signals	170,000
	4,963,630
Subtotal, Uses of Funds	4,963,630

CITY OF ESCONDIDO
FIVE-YEAR CAPITAL IMPROVEMENT PROGRAM AND BUDGET
GAS TAX FUND
SOURCES AND USES
FISCAL YEAR 2023/24
Fund 108

Sources of Funds:

Available Balance	\$ (896,600)
Interest Income	29,620
Gas Tax - Street & Highway Code Section 2105	989,900
Gas Tax - Street & Highway Code Section 2106	638,000
Gas Tax - Street & Highway Code Section 2107	1,189,000
Gas Tax - Street & Highway Code Section 2107.5	10,000
Gas Tax - Street & Highway Code Section 2103 (Prop 42 replacement)	1,494,300
Total, Sources of Funds	<u><u>\$ 3,454,220</u></u>

Uses of Funds:

LED Conversions	\$ 300,000
Storm Drain Repair and Improvements	944,220
Street Tree Maintenance	105,000
Transfer to General Fund (Street Maintenance)	2,055,000
Transportation and Community Safety Commission	50,000
Total, Uses of Funds	<u><u>\$ 3,454,220</u></u>

CITY OF ESCONDIDO
FIVE-YEAR CAPITAL IMPROVEMENT PROGRAM AND BUDGET
GENERAL CAPITAL PROJECTS FUND
SOURCES AND USES
FISCAL YEAR 2023/24
Fund 229

Sources of Funds:

Available Balance	\$	67,970
PEG Fees		500,000
Interest Income		60,310
Total, Sources of Funds	\$	628,280

Uses of Funds:

Council Chamber Audio & Visual Replacement and Upgrade	\$	500,000
CCAIE Sound Board		120,650
Subtotal, Uses of Funds		620,650
 Reserves Available for Future Projects	 \$	 7,630
Total, Uses of Funds	\$	628,280

CITY OF ESCONDIDO
FIVE-YEAR CAPITAL IMPROVEMENT PROGRAM AND BUDGET
LIBRARY TRUST FUND
SOURCES AND USES
FISCAL YEAR 2023/24
Fund 004

Sources of Funds:

Available Balance	\$ 307,920
Interest Income	4,160
Total, Sources of Funds	<u>\$ 312,080</u>

Uses of Funds:

Reserves Available for Future Projects	\$ 312,080
Total, Uses of Funds	<u>\$ 312,080</u>

CITY OF ESCONDIDO
FIVE-YEAR CAPITAL IMPROVEMENT PROGRAM AND BUDGET
PARK DEVELOPMENT FUND
SOURCES AND USES
FISCAL YEAR 2023/24
Fund 109

Sources of Funds:

Available Balance	\$ (3,738,630)
Interest Income	43,350
Park Development Fees	4,700,000
Total, Sources of Funds	\$ 1,004,720

Uses of Funds:

Jim Stone Aquatic Facility Expansion	\$ 1,004,720
Total, Uses of Funds	\$ 1,004,720

**CITY OF ESCONDIDO
FIVE-YEAR CAPITAL IMPROVEMENT PROGRAM AND BUDGET
PUBLIC ART FUND
SOURCES AND USES
FISCAL YEAR 2023/24
Fund 130**

Sources of Funds:

Available Balance	\$ 113,350
Interest Income	10,200
Public Art Fees	170,000
Total, Sources of Funds	<u>\$ 293,550</u>

Uses of Funds:

City Murals	\$ 200,000
Escondido Creek Art	73,550
Utility Box Art	20,000
Total, Uses of Funds	<u>\$ 293,550</u>

CITY OF ESCONDIDO
FIVE-YEAR CAPITAL IMPROVEMENT PROGRAM AND BUDGET
PUBLIC FACILITIES FUND
SOURCES AND USES
FISCAL YEAR 2023/24
Fund 243

Sources of Funds:

Available Balance	\$ (2,370,510)
Interest Income	51,240
Development Fees	3,900,000
Principal Payback on Advances to the General Fund	72,630
Total, Sources of Funds	\$ 1,653,360

Uses of Funds:

EVCC Back-up Generator	\$ 50,000
Library Circulating Materials	250,000
Public Works Yard Generator	50,000
Public Works Yard Relocation	803,360
Traffic Signal Communication Project	500,000
Total, Uses of Funds	\$ 1,653,360

CITY OF ESCONDIDO
FIVE-YEAR CAPITAL IMPROVEMENT PROGRAM AND BUDGET
ROAD MAINTENANCE & REHABILITATION (SB1) FUND
SOURCES AND USES
FISCAL YEAR 2023/24
Fund 235

Sources of Funds:

Available Balance	\$	(282,260)
Interest Income		33,990
Road Maintenance & Rehabilitation Account		3,729,300
Total, Sources of Funds	\$	<u>3,481,030</u>

Uses of Funds:

Pavement Maintenance	\$	3,481,030
Total, Uses of Funds	\$	<u>3,481,030</u>

CITY OF ESCONDIDO
FIVE-YEAR CAPITAL IMPROVEMENT PROGRAM AND BUDGET
STORM DRAIN FUND
SOURCES AND USES
FISCAL YEAR 2023/24
Fund 227

Sources of Funds:

Available Balance	\$	(344,670)
Interest Income		11,470
Storm Drain Basin Fees		500,000
Total, Sources of Funds	\$	166,800

Uses of Funds:

La Honda Drainage-Tract 920 per DA	\$	166,800
Total, Uses of Funds	\$	166,800

CITY OF ESCONDIDO
FIVE-YEAR CAPITAL IMPROVEMENT PROGRAM AND BUDGET
STREET PROJECTS FUND
SOURCES AND USES
FISCAL YEAR 2023/24
Fund 206

Sources of Funds:

Available Balance	\$ 343,690
Federal Highway Infrastructure Grant	1,400,000
Interest Income	40,800
Total, Sources of Funds	<u><u>\$ 1,784,490</u></u>

Uses of Funds:

Centre City Signals	\$ 1,400,000
Strom Drain Repair and Improvements	384,490
Total, Uses of Funds	<u><u>\$ 1,784,490</u></u>

CITY OF ESCONDIDO
FIVE-YEAR CAPITAL IMPROVEMENT PROGRAM AND BUDGET
TRAFFIC IMPACT FUND
SOURCES AND USES
FISCAL YEAR 2023/24
Fund 120

Sources of Funds:

Available Balance	\$ (2,574,240)
Interest Income	85,000
Traffic Impact - Local	1,400,000
Traffic Impact - Regional	1,800,000
Total, Sources of Funds	\$ 710,760

Uses of Funds:

Centre City Traffic Signals	\$ 175,000
Felicita & Juniper/ Esc Blvd to Chestnut	285,760
Lincoln Parkway Widening	250,000
Subtotal, Uses of Funds	710,760

CITY OF ESCONDIDO
FIVE-YEAR CAPITAL IMPROVEMENT PROGRAM AND BUDGET
WASTEWATER UTILITIES CAPITAL PROJECTS FUND
SOURCES AND USES
FISCAL YEAR 2023/24
Fund 557

Sources of Funds:

Transfer from Wastewater Utilities Operating Fund	\$ 1,350,000
Total, Sources of Funds	<u>\$ 1,350,000</u>

Uses of Funds:

City Wide Storm Drain Maintenance	\$ 800,000
Habitat Remediation-Spruce St	50,000
Lift Station Major Maintenance	100,000
Permitted Channel Maintenance and Mitigation	400,000
Total, Uses of Funds	<u>\$ 1,350,000</u>


**CITY OF ESCONDIDO
FIVE-YEAR CAPITAL IMPROVEMENT PROGRAM AND BUDGET
WATER UTILITIES CAPITAL PROJECTS FUND
SOURCES AND USES
FISCAL YEAR 2023/24
Fund 556**

Sources of Funds:

Transfer from Water Utilities Operating Fund	\$ 200,000
Total, Sources of Funds	<u><u>\$ 200,000</u></u>

Uses of Funds:

Treated Water Interconnect	\$ 200,000
Total, Uses of Funds	<u><u>\$ 200,000</u></u>



AII. FUND DESCRIPTIONS



**CITY OF ESCONDIDO
FIVE-YEAR CAPITAL IMPROVEMENT PROGRAM AND BUDGET
FY 2023/24- 2027/28**

FUND DESCRIPTIONS

Fund 004 LIBRARY TRUST FUND

This fund was established to account for donations that are administered by the Library's Board of Trustees to supplement expenditures related to Library operations, maintenance, and capital outlay needs.

Fund 108 GAS TAX FUND

This fund was established to account for revenue received from a gasoline excise tax of 18 cents per gallon of fuel under Sections 2105, 2106, 2107, and 2107.5 of the Streets and Highways Code. In July 2010, Proposition 42 funding, which was state sales tax on the sale of gasoline, was "swapped" for a gasoline excise tax under Section 2013 of the Streets and Highways Code. This amount is indexed annually by the California State Board of Equalization (BOE) in order to ensure the new excise tax keeps pace with the revenues that were expected from the sales tax on gasoline and changes the overall excise tax on gasoline on an annual basis. All resources are legally restricted for street-related expenditures within the public right-of-ways.

Fund 109 PARK DEVELOPMENT FUND

This fund was established to account for transactions related to the acquisition of park land and the development of recreational facilities. Funding is received from Park Development Fees collected from developers of residential projects at a rate of \$6,986.29 per single family residential dwelling unit and \$6,663.76 per multi family residential dwelling unit.

Fund 115 COMMUNITY DEVELOPMENT BLOCK GRANT FUND

This fund was established to account for transactions related to the Community Development Block Grants provided by the Federal Government. These resources are expended for community development, community service programs, and housing assistance.

Fund 120 TRAFFIC IMPACT FUND

This fund was established to account for fees collected from developers to ensure accelerated circulation improvements required as a result of growth and new development. For a Traffic Impact Fee schedule, see City Council Resolution No. 2008-10R. Beginning July 1, 2008 this fund will also account for the Regional Transportation Congestion Improvement Program (RTCIP) in compliance with the TransNet Extension Ordinance, as administered by SANDAG. A \$2,741.97 traffic fee for each residential unit from each residential building permit issued will be collected. These Regional Traffic Impact Fees can only be spent on eligible improvements to the Regional Arterial System (RAS) in SANDAG's 2030 Regional Transportation Plan. An annual SANDAG audit of these revenues and expenditures will be completed.

Fund 130 PUBLIC ART FUND

This fund was established to account for expenditures that promote and provide public art throughout the City. Public art fees are assessed at a rate of \$0.30 per square foot when building permits are issued for both residential and commercial development projects. For details of potential exceptions to this fee, refer to the City's "Fee Guide for Development Projects."

**CITY OF ESCONDIDO
FIVE-YEAR CAPITAL IMPROVEMENT PROGRAM AND BUDGET
FY 2023/24- 2027/28
FUND DESCRIPTIONS**

Fund 206 STREET PROJECTS FUND

This fund was generated from General Fund balances remaining in street projects that were constructed during prior years plus its proportional share of the interest earned on the City's portfolio. It is also used to account for street-related reimbursements received from other agencies. These funds are designated by the City to be used only for street-related construction, improvements, and right-of-way acquisitions.

Fund 227 STORM DRAIN FUND

This fund was established to account for fees collected from developers to ensure that the storm water drainage infrastructure meets the requirements established by the City's Drainage Master Plan. The current Drainage Facility Fees are assessed as follows: \$1,136.12 per dwelling unit, \$469.22 per dwelling unit for multi family development and all other uses \$0.73 per sq. ft. of building roof area.

Fund 229 GENERAL CAPITAL PROJECTS FUND

This fund was created to account for transactions related to general-type capital projects. The funding for these expenditures is typically received through interfund transfers from the City's General Fund, Reidy Creek Golf Course Fund, Public Facility Fee Funds, or the Water and Wastewater Utilities Operating Funds. General capital funding consists of remaining General Capital Fund balances from closed projects plus proportional shares of the interest earned on the City's portfolio.

Fund 230 COUNTY TRANSPORTATION STREET PROJECTS FUND

This fund was established to account for transactions related to the San Diego Transportation Improvement Program Ordinance and Expenditure Plan (TransNet) administered by the San Diego Association of Governments (SANDAG). TransNet allocations are funded by a one-half of one percent Transaction and Use Tax, which was established in 1987 under Proposition-A and extended by voters in November 2004. All resources are legally restricted to expenditures for street, pedestrian, and bicycle transportation programs. SANDAG develops and monitors projects, in addition to allocating funds, as part of a continuous comprehensive regional transportation planning program.

Fund 231 TRANSPORTATION DEVELOPMENT ACT PROJECTS FUND

This fund was established to account for transactions related to Transportation Development Act Article 3 State Grants (TDA) administered by the San Diego Association of Governments (SANDAG). All resources are legally restricted to expenditures for street, pedestrian, and bicycle transportation programs. SANDAG develops and monitors projects, in addition to allocating funds, as part of a continuous comprehensive regional transportation planning program.

Fund 235 ROAD MAINTENANCE AND REHABILITATION (SB1) FUND

This fund was established to account for revenue allocated to the City based on section 2031 of the Streets & Highway Code and the Road Repair and Accountability Act of 2017 (SB1 Beall). These revenues come from an additional 12 cent per gallon increase to the gasoline excise tax and additional 20 cent per gallon increase to the diesel fuel excise tax effective November 1, 2017. In addition a "Transportation Improvement Fee" was added to vehicle registrations beginning January 1, 2018 and \$100 vehicle registration tax on zero emissions vehicles of model year 2020 or later.

**CITY OF ESCONDIDO
FIVE-YEAR CAPITAL IMPROVEMENT PROGRAM AND BUDGET
FY 2023/24- 2027/28**

FUND DESCRIPTIONS

Fund 243 PUBLIC FACILITIES FUND

This fund was created to account for developer fees to ensure public facility standards, established by the City, are met with respect to additional needs that are created as the result of growth and development in the City. The current Public Facility Fees are assessed as follows:

- Residential - \$4,969.99 per dwelling unit
- Commercial - \$2.25 per square foot
- Industrial - \$1.70 per square foot
- Parking Structure - \$0.61 per square foot

Fund 401 GENERAL REIMBURSABLE GRANTS FUND

This fund was created to be able to easily account for general reimbursable grant funded projects.

Funds

450-451 PUBLIC SAFETY GRANTS FUNDS

These funds were created to be able to easily account for the public safety grant funded projects.

Fund 556 WATER UTILITIES CAPITAL PROJECTS FUND

This fund was created to account for capital projects associated with the construction and maintenance of the City's water distribution system. The water utilities system is financed and operated in a manner similar to a private enterprise with construction and maintenance costs financed or recovered primarily through charges for services. These revenues are recorded in the Water Utilities Operating Fund and then transferred to the Water Capital Projects Fund when projects are budgeted.

Fund 557 WASTEWATER UTILITIES CAPITAL PROJECTS FUND

This fund was created to account for capital projects associated with the construction and maintenance of the City's wastewater and recycled-water distribution system. The wastewater utilities system is financed and operated in a manner similar to a private enterprise with construction and maintenance cost financed or recovered primarily through charges for services. These revenues are recorded in the Wastewater Utilities Operating Fund and then transferred to the Wastewater Capital Projects Fund when projects are budgeted.

Fund 651 BUILDING MAINTENANCE CAPITAL PROJECTS FUND

This fund was created to account for maintenance and construction capital projects associated with City owned buildings. The building maintenance fund charges each department an internal service fee that is used to maintain the public facilities owned by the City. These revenues are recorded in the Building Maintenance Fund and then transferred to the Building Maintenance Capital Projects Fund when projects are budgeted.

www.escondido.org/capital-improvement-program



2024/28