



CITY OF ESCONDIDO CALIFORNIA



Five-Year Capital Improvement Program and Budget

Fiscal Years
2010/11 - 2014/15



Prepared by the Finance Department



FIVE-YEAR CAPITAL IMPROVEMENT PROGRAM AND BUDGET

**FISCAL YEARS
2010/11 – 2014/15**

MAYOR
Lori Holt Pfeiler

CITY COUNCIL
Dick Daniels, Mayor Pro Tem
Sam Abed
Olga Diaz
Marie Waldron

CITY MANAGER
Clay Phillips

DIRECTOR OF FINANCE
Gilbert Rojas



CITY OF ESCONDIDO
FIVE-YEAR CAPITAL IMPROVEMENT PROGRAM AND BUDGET
FISCAL YEARS 2010/11 - 2014/15

Table of Contents

I. PROGRAM INTRODUCTION AND BUDGET OVERVIEW	
Message from the City Manager.....	3
II. GENERAL CIP FUNDING	
Fund Descriptions	9
Five-Year Program Summary	11
Construction Project Details.....	16
FY 2010/11 Sources and Uses by Fund	23
III. STREET CIP FUNDING	
Fund Descriptions	33
Five-Year Program Summary	35
Construction Project Details.....	37
FY 2010/11 Sources and Uses by Fund	45
IV. PUBLIC UTILITIES CIP FUNDING	
Fund Descriptions	53
Five-Year Program Summary	54
Construction Project Details.....	57
FY 2010/11 Sources and Uses by Fund	60
V. CAPITAL PROJECTS FUNDED IN PRIOR YEARS	
Status of Capital Projects as of June 30, 2010	64
VI. INTERFUND TRANSFERS	
FY 2010/11 Interfund Transfers Schedule	73
VII. DESIGNATION OF FUND BALANCE	
FY 2010/11 Estimated Designations of Fund Balance	77





MESSAGE FROM THE CITY MANAGER

Guiding principles for developing this document include maintaining the City's high quality-of-life standards and affirming Escondido as the "City of Choice". The Five-Year Capital Improvement Program (CIP or Program) summarizes anticipated resources and their estimated uses for major infrastructure and other capital construction, improvement, and maintenance projects.

DOCUMENT OVERVIEW AND ORGANIZATION

The budget process gets underway in January of each year when the Finance staff develops a "Budget Manual" with estimated available funding balances, procedural guidelines, and the current status of existing capital project budgets. Departmental staff uses this information to prepare "Capital Project Information Sheets" to request fiscal year 2010/11 appropriations and outline estimated future project needs. Finance staff summarizes this information and meetings are scheduled as needed to review all capital funding requests and project details with appropriate departmental staff. In April, a CIP summary of project requests was prepared and submitted to the Council's Budget Sub-Committee for review and discussion. The Five-Year Capital Improvement Program incorporates any revisions or updates resulting from the review process.

This document is organized around three main sections of funding-source categories as follows:

1. The "General CIP Funding" section includes source-funds that are both restricted and discretionary in nature and are available to fund various types of projects.
2. The "Streets CIP Funding" section includes source-funds that are legally restricted or designated by the City to fund street-related projects.
3. The "Public Utilities CIP Funding" section includes source-funds available for the City's water and wastewater utilities projects.

Each of the above three sections include the related:

- Fund Descriptions
- Capital Improvement Program Summary subtotaled by project categories
- Construction Project Details for proposed FY 2010/11 appropriations
- Sources and Uses by Fund for proposed FY 2010/11 appropriations

FISCAL YEAR 2010/11 PROGRAM SOURCES AND USES

The CIP is a five-year planning tool which is developed and updated annually. Major capital improvements can require several years to strategically plan, design, fund, and finally construct. The Program, as a whole, is an effort to coordinate the identification of dependable funding resources with the implementation of projects that respond to current needs and priorities. This CIP also includes a number of maintenance and other non-capital type "projects" to accommodate restricted funding source reporting and monitoring requirements.

CITY OF ESCONDIDO
 FIVE-YEAR CAPITAL IMPROVEMENT PROGRAM AND BUDGET
 FISCAL YEARS 2010/11 - 2014/15

Due to the current financial climate, management's main focus is identifying dependable funding resources for fiscal year 2010/11. The total "Sources and Uses" summary that follows includes these dependable funding resources and the corresponding uses of those funds. Not including carryover fund balances, the proposed budget estimates source revenues of \$16.2 million, which when combined with \$10.7 million in existing available funds, will provide total resources of \$26.9 million available to fund capital improvements and other maintenance capital outlay expenditures. The current CIP estimates approximately \$20.0 million in appropriated expenditures, transfers, and designations.

Upon completion of a project, any remaining balance is returned to the appropriate fund's reserves and become available to fund future projects. This Program includes approximately \$6.9 million in reserves available for future projects. The majority of the reserves are restricted funding only to be used for specific purposes such as \$5.0 million for public facilities and \$1.2 million restricted to street related expenditures.

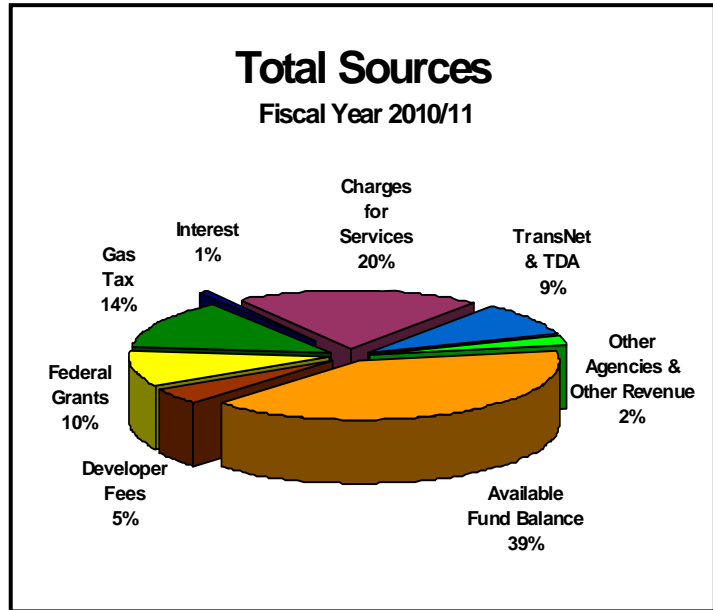
The following table and charts summarize by major categories the funding "Sources and Uses" contained in the current fiscal year 2010/11.

<u>SOURCES</u>		<u>USES</u>	
Available Fund Balances	\$ 10,743,520	Community Development	\$ 350,000
Developer Fees	1,230,780	Community Services	673,015
Federal Grants	2,581,550	General City	138,000
Gas Tax	3,715,920	Library	530,000
Interest	178,575	Parks and Recreation	558,380
Other Revenue	36,300	Public Art	73,060
Other Agencies	585,000	Public Safety	202,510
TransNet & TDA	2,497,000	Public Works	50,000
Utilities-Charges for Services	<u>5,338,700</u>	Street Construction	3,923,960
		Street Maintenance & Capital Outlay	6,908,257
		Utilities Construction	1,950,000
		Utilities Maintenance & Capital Outlay	<u>4,600,000</u>
			19,957,182
		Reserves Available for Future Projects	<u>6,950,163</u>
TOTAL FY 2010/11	<u>\$ 26,907,345</u>	TOTAL FY 2010/11	<u>\$ 26,907,345</u>

ANTICIPATED PROGRAM REVENUES

The fiscal year 2010/11 revenue projections are based on the following assumptions.

- Gas Tax funding is an 18 cents per gallon excise tax imposed by the State of California. In March, 2010, the Legislature passed ABx86 and ABx89, which contains the provision for a swap of state sales tax on the sale of gasoline for a gasoline excise tax. Therefore, effective July 1, 2010 Proposition 42 funds will be “swapped” for gasoline excise tax of 17.3 cents per gallon. This amount will be indexed annually in order to ensure the new excise tax keep pace with the revenues that were expected from the sales tax on gasoline. All the revenue collected is legally restricted for research, planning, construction, improvement, maintenance and operation of public streets and highways.



- The State of California and SANDAG have adjusted Gas Tax and TransNet revenue projections respectively for lower gasoline sales levels. These lower projections are incorporated into this Program.
- Developer Impact fees are charged to developers at the time building permits are issued by the City. These fees are imposed for the purpose of mitigating the impact of the development on the community. The anticipated revenue for fiscal year 2010/11 is based on the sale of building permits for the Elder Place apartments and 60 single and multi-family dwelling units.
- The city’s lobbyist, together with staff and the City of San Marcos, secured a Transportation, Community, and System Preservation (TCSP) grant in the amount of \$500,000. This federal grant requires a 20% match of local funds for a programmed total of \$625,000. This TCSP grant is being split equally with the City of Escondido and the City of San Marcos, each being responsible for their share of the required match. The TCSP grant was secured with the support of our local congress member and will be administered by CalTrans District 11 acting on behalf of the federal government. In addition, the Federal Highway Safety Improvement Program (HSIP) federal grant of \$826,560 was secured through a competitive process that identifies funding for projects that correct and improve the safety for its users. The HSIP grant also requires a 10% match of local funds for a programmed total of \$918,400.
- Project budgets established with Community Development Block Grant and Low and Moderate Income Housing are adopted by the City Council separately from the other General CIP Funded projects included in this document.

ANTICIPATED PROGRAM EXPENDITURES AND TRANSFERS

The current year CIP anticipates uses of approximately \$20.0 million. The majority of the anticipated program expenditures relate to maintaining and constructing City streets. The \$6.9 million of street maintenance uses include \$2.0 million transferred to the General Fund operating budget and allows for an estimated \$6.9 million in Reserves Available for Future Projects.

CITY OF ESCONDIDO
FIVE-YEAR CAPITAL IMPROVEMENT PROGRAM AND BUDGET
FISCAL YEARS 2010/11 - 2014/15

A few of the more significant projects are:

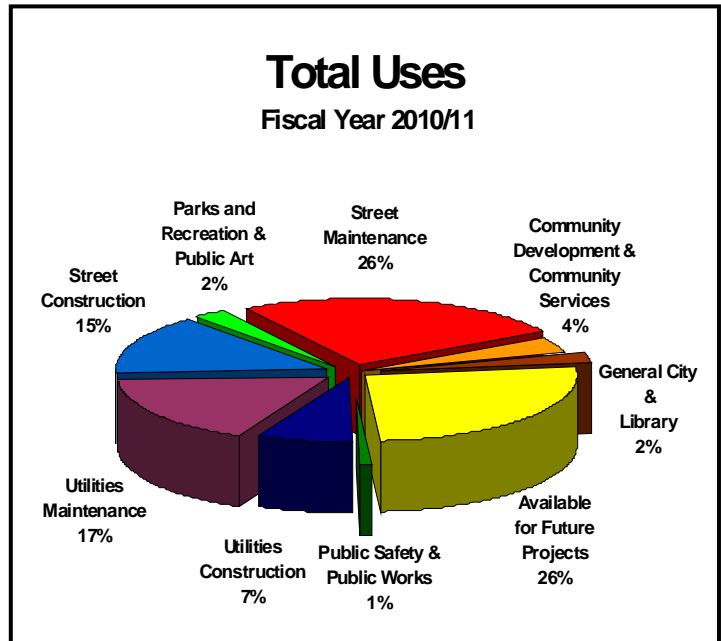
- Continuation of the construction of street widening and major road improvements on
 - Citracado Parkway from West Valley Parkway to Harmony Grove
 - East Valley Parkway and Valley Center Road
 - State Route 78 Bridge at Nordahl Road and Centre City Parkway
 - State Route 78 to Mission Avenue

The City's street improvement and maintenance projects are reviewed and recommended by the Traffic and Transportation Task Force on an annual basis. Included in street construction is the federal funding from the community development block grant for Tulip Street Improvements.

- Majority of the focus on the Utilities funds is to maintain the City's existing infrastructure. Of the \$4.6 million of Utility Maintenance & Capital Outlay, \$1.5 million will be appropriated to improve efficiency and accuracy in meter reading. It is anticipated that another \$1.5 million will be needed next fiscal year to implement an automatic meter reading system.

CITRACADO PARKWAY

During fiscal year 2006/07 the Palomar Pomerado Hospital District deposited \$13.0 million in an escrow account. This deposit plus interest earnings will be used to fund street and intersection improvements related to the design and construction of a new hospital facility. Previous project appropriations also include \$908,750 of federal grant funding and \$625,000 of Traffic Impact funds. In FY 2010/11 staff is asking to appropriate additional funding consisting of \$526,835 of TransNet funding and \$211,000 of additional Traffic Impact funds. In future years, \$3.5 million is anticipated by the Traffic and Transportation Task Force to supplement existing resources in order to complete all necessary street-related improvements required.



CONCLUSION

Each year long-range and short-term priorities and appropriate resources are carefully reviewed to produce this document. A significant collaborative effort exists between City staff responsible for their respective projects and the Finance staff. Committed to making the City of Escondido a better community for residents and visitors alike, staff continually strives to strategically address the on-going challenges to replace and upgrade infrastructure, enhance services, maintain sufficient support systems, and secure reliable funding sources while considering potential state budgetary impacts and an uncertain economy.

This document supports Escondido as the "City of Choice" by seeking to provide benefits to the community for businesses, developers, and families who are seeking a quality environment in which to live, work and play.

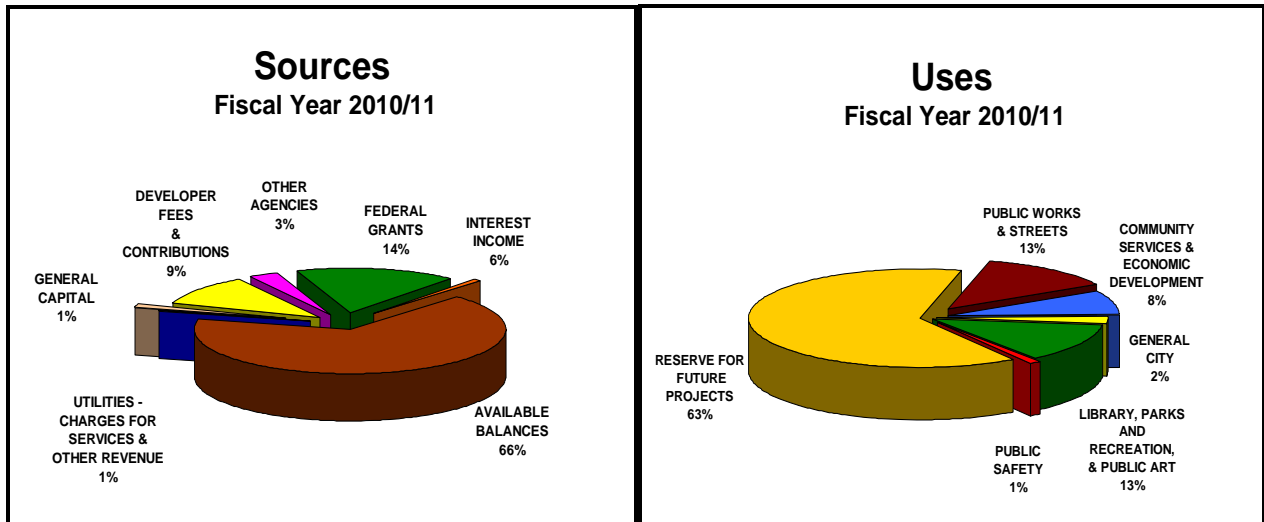
CLAY PHILLIPS
City Manager

GENERAL CIP FUNDING





GENERAL CIP FUNDING - Fund Descriptions



CABLE TECHNOLOGY FUND

FY 10/11 Uses: \$ 82,160

This fund was created to account for a Technology Grant from Cox Communications for the purchase and installation of telecommunications equipment and services for the City.

CDC HOUSING CAPITAL PROJECT FUND

FY 10/11 Uses: \$ 300,000

This fund was created to account for the Mobilehome Rent Subsidy and Apartment Rent Subsidy programs for eligible seniors and persons with disabilities. Funding is provided through transfers from the Low and Moderate Income Housing Fund.

COMMUNITY DEVELOPMENT BLOCK GRANT FUND

FY 10/11 Uses: \$ 1,509,990

This fund was established to account for transactions related to the Community Development Block Grants provided by the Federal Government. These resources are expended for community development, community service programs, and housing assistance.

GENERAL CAPITAL PROJECTS FUND

FY 10/11 Uses: \$ 213,300

This fund was created to account for transactions related to general-type capital projects. The funding for these expenditures is typically received through interfund transfers from the City's General Fund, Reidy Creek Golf Course Fund, Public Facility Fee Funds, or the Water and Wastewater Utilities Operating Funds. General capital funding consists of remaining General Fund balances from closed projects plus proportional shares of the interest earned on the City's portfolio.

LIBRARY TRUST FUND

FY 10/11 Uses: \$ 130,000

This fund was established to account for donations that are administered by the Library's Board of Trustees to supplement expenditures related to Library operations, maintenance, and capital outlay needs.

PARK DEVELOPMENT FUND

FY 10/11 Uses: \$ 522,080

This fund was established to account for transactions related to the acquisition of park land and the development of recreational facilities. Funding is received from Park Development Fees collected from developers of residential projects at a rate of \$4,129 per dwelling unit.

PUBLIC ART FUND

FY 10/11 Uses: \$ 73,060

This fund was established to account for expenditures to promote and provide public art throughout the City. Public art fees are assessed at a rate of \$0.30 per square foot when building permits are issued for both residential and commercial development projects. For details of potential exceptions to this fee, refer to the City's "Fee Guide for Development Projects."

PUBLIC FACILITIES FUND

FY 10/11 Uses: \$ 572,140

This fund was created to account for developer fees to ensure public facility standards, established by the City, are met with respect to additional needs that are created as the result of growth and development in the City. Fees collected from developers that relate to the new public safety facilities for police and fire are set aside. The portion of the fees will either be used to fund additional construction costs or used to reduce the debt service payment. The current Public Facility Fees are assessed as follows:

- Residential - \$4,533 per dwelling unit
- Commercial - \$2.13 per square foot
- Industrial - \$1.61 per square foot

Public Facility Fees are allocated as follows:

- Fire – 20%
- Police – 32%
- Library – 12%
- Senior Center – 4%
- Maintenance – 14%
- Administration – 18%

CITY OF ESCONDIDO
 FIVE-YEAR CAPITAL IMPROVEMENT PROGRAM AND BUDGET
 FISCAL YEARS 2010/11 - 2014/15

GENERAL CIP FUNDING - Program Summary

General Construction	**Source	FY 2010/11 Approved Budget	FYs 2011/12 - 2014/15 Projected	Prior Years Construction Approp	Estimated Construction Total
Community Services					
* Joslyn Senior Center Craft Room Remodel	PFF	\$ 15,000	\$	\$	\$ 15,000
Joslyn Senior Center Remodel	BM/PFF			578,371	578,371
* Oak Hill Drive Child Development Center	CDBG	300,000			300,000
Woodward Avenue Acquisition	CDBG			825,000	825,000
Subtotal Community Services Construction		315,000		1,403,371	1,718,371
Parks and Recreation					
Daley Ranch House Improvements	GC			700,000	700,000
Kit Carson Amphitheatre Security Improvements	PDF			50,000	50,000
Parking Lot - Ryan Park	PDF			487,500	487,500
* Sports Center Community Room	PDF	287,080	600,000		887,080
* Sports Center Office	PDF	235,000		270,000	505,000
Subtotal Parks and Recreation Construction		522,080	600,000	1,507,500	2,629,580
Public Art					
* Gateways - Public Art	PA	22,490		340,772	363,262
* Pedestrian Pathfinders	PA	2,000		152,000	154,000
Subtotal Public Art Construction		24,490		492,772	517,262
Public Safety					
Fire Station No. 1	PropP			14,863,560	14,863,560
Fire Station No. 4 Remodel	PFF			416,000	416,000
Police Firearms Range Facility	GC/PFF			2,405,000	2,405,000
Police and Fire Headquarters	GC/PFF/PropP			60,498,844	60,498,844
Subtotal Public Safety Construction				78,183,404	78,183,404
Public Works					
Eureka Ranch Community Facilities District	CFD			16,318,532	16,318,532
Subtotal Public Works Construction				16,318,532	16,318,532

Continued...

* See Detail of Construction Projects
 ** See Source Legend

CITY OF ESCONDIDO
 FIVE-YEAR CAPITAL IMPROVEMENT PROGRAM AND BUDGET
 FISCAL YEARS 2010/11 - 2014/15

GENERAL CIP FUNDING - Program Summary

General Construction	**Source	FY 2010/11 Approved Budget	FYs 2011/12 - 2014/15 Projected	Prior Years Construction Approp	Estimated Construction Total
Street					
Grape Street Improvements	CDBG			50,000	50,000
* Tulip Street Improvements Phase IV	CDBG	851,975		3,499,662	4,351,637
Subtotal Street Construction		851,975		3,549,662	4,401,637
Total General CIP Funded Construction		1,713,545	600,000	101,455,241	103,768,786

General Maintenance and Other Capital Outlay	**Source	FY 2010/11 Approved Budget	FYs 2011/12 - 2014/15 Projected	FY 2010/11 Budget Carryover	Total FY 2010/11 Budget
Community Services					
Community Service Programs	CDBG	358,015		641,321	999,336
Mobilehome Rental Subsidy	LMIH	130,000		16,000	146,000
Neighborhood Outreach and Support	GC			27,766	27,766
Senior Apartment Rental Subsidy	LMIH	170,000		18,936	188,936
Subtotal Community Services Maint & Capital Outlay		658,015		704,023	1,362,038
Economic Development					
Development Market Analysis	GC	50,000			50,000
Economic Incentive Fund	GC			143,018	143,018
Facade & Property Improvement Grants	GC			17,730	17,730
Subtotal Economic Development Maint & Capital Outlay		50,000		160,748	210,748
General City					
600-620 West Mission Pass Thru per DA	GC			19,867	19,867
Americans with Disabilities Act	GC	25,000	225,000	158,717	183,717
Asset Management System	SD/W/Ww			140,726	140,726
Cashiering Software System	GC/W/Ww			141,349	141,349
CCAЕ Building Repair/Maintenance	RCP			43,475	43,475
CCAЕ/City Hall Utility Relocation	BM/GC			231,765	231,765

Continued....

* See Detail of Construction Projects
 ** See Source Legend

CITY OF ESCONDIDO
 FIVE-YEAR CAPITAL IMPROVEMENT PROGRAM AND BUDGET
 FISCAL YEARS 2010/11 - 2014/15

GENERAL CIP FUNDING - Program Summary

General Maintenance and Other Capital Outlay	**Source	FY 2010/11 Approved Budget	FYs 2011/12 - 2014/15 Projected	FY 2010/11 Budget Carryover	Total FY 2010/11 Budget
<i>General City Continued....</i>					
City Hall Exterior Repairs	BM			6,404	6,404
City Hall Security System	GC			2,400	2,400
City Hall/Public Works Yard HVAC Replacement	BM			14,143	14,143
City Phone System Upgrade	GC			15,347	15,347
Desktop Computer Replacement	CT/PFF/W/Ww	60,000	240,000	434	60,434
Employee Computer Acquisition	GC			55,741	55,741
Federal Lobbyist	W/GC			30,814	30,814
Fiber Network	CT			132,020	132,020
General Capital Projects - Project Contingency	GC			32,632	32,632
General Plan Update	GC			908,267	908,267
GIS Public Internet Server	PFF			24,973	24,973
Hi-Resolution Imagery Acquisition	PFF			23,485	23,485
Loan Payment to Wastewater Fund	PFF	50,000	200,000		50,000
Marketing Program	GC			48,610	48,610
Server Replacement	CT/PFF/W/Ww	42,000	160,000	22,467	64,467
Transfer to G. Fund - Live Video Streaming	CT	11,000			11,000
Wireless Internet Access at City Hall	CT			20,262	20,262
Subtotal General City Maint & Capital Outlay		188,000	825,000	2,073,898	2,261,898
Library					
Digital Storytelling	LG			577	577
History Digital Resources	LG			326	326
Library Books	PFF	200,000		25,041	225,041
Library Books - Supplemental	LT	70,000		28,439	98,439
Library Expansion Project	GC/PFF	200,000		53,736	253,736
Library Refurbishments	GC			219,990	219,990
Library Technology	LT	30,000		14,433	44,433
Library Trust Homework Center	LT			1,714	1,714
Library Trust Special Projects	LT	30,000		158	30,158

** See Source Legend

Continued....

CITY OF ESCONDIDO
 FIVE-YEAR CAPITAL IMPROVEMENT PROGRAM AND BUDGET
 FISCAL YEARS 2010/11 - 2014/15

GENERAL CIP FUNDING - Program Summary

General Maintenance and Other Capital Outlay	**Source	FY 2010/11 Approved Budget	FYs 2011/12 - 2014/15 Projected	FY 2010/11 Budget Carryover	Total FY 2010/11 Budget
<i>Library Continued....</i>					
Literacy Projects	LT			926	926
Subtotal Library Maint & Capital Outlay		530,000		345,340	875,340
Parks and Recreation					
11th Avenue Park-Master Plan	PDF			4,212	4,212
Parks Play Equipment	GC			19,587	19,587
Reidy Creek Golf Cart Battery Replacement	GC	28,800			28,800
Reidy Creek Parking Lot	GC	7,500			7,500
Subtotal Parks and Recreation Maint & Capital Outlay		36,300		23,799	60,099
Public Art					
Niki de Saint Phalle Art	PA	14,000		23,296	37,296
Public Art-Project Contingency	PA			6,300	6,300
Public Art - Administration	PA	24,570			24,570
Relocate Eucalyptus Leaf Court	PA	2,000		15,619	17,619
Repair Vinehenge Public Art	PA	8,000			8,000
Subtotal Public Art Maint & Capital Outlay		48,570		45,215	93,785
Public Safety					
Computer Aided Dispatch	PFF	100,000		137,167	237,167
Digital Imaging Storage - Police	PFF			4,241	4,241
Fire Records Management System	PFF			50,000	50,000
Subtotal Public Safety Maint & Capital Outlay		100,000		191,408	291,408
Public Works					
101 North Maple Street Soil Contamination	GC			25,077	25,077
470 North Escondido Soil Contamination	GC			77,497	77,497
Corporation Yard Soil Remediation	GC			120,042	120,042
Pedestrian Lighting - Parking Lots and Alleys	GC			34,198	34,198

Continued....

** See Source Legend

CITY OF ESCONDIDO
 FIVE-YEAR CAPITAL IMPROVEMENT PROGRAM AND BUDGET
 FISCAL YEARS 2010/11 - 2014/15

GENERAL CIP FUNDING - Program Summary

General Maintenance and Other Capital Outlay	**Source	FY 2010/11 Approved Budget	FYs 2011/12 - 2014/15 Projected	FY 2010/11 Budget Carryover	Total FY 2010/11 Budget
<i>Public Works Continued....</i>					
Public Works Yard Asphalt Overlay	GC			19,989	19,989
Public Works Yard Welding Building	PFF			81,889	81,889
Subtotal Public Works Maint & Capital Outlay				358,692	358,692
<hr/>					
Total General CIP Funded Maintenance & Capital Outlay		1,610,885	825,000	3,903,123	5,514,008
<hr/>					
TOTAL GENERAL CIP FUNDING		\$ 3,324,430	\$ 1,425,000	\$ 105,358,364	\$ 109,282,794
<hr/>					

** See Source Legend

Source Legend

- BM = Building Maintenance Fund
- CDBG = Community Development Block Federal Grants
- CFD = Community Facilities District
- CT = Cable Technology Fund
- GC = General Capital Projects Fund or Interfund Transfers from the General Fund
- LMIH = Low-Moderate Income Housing Federal Grants
- LG = Library Grant
- LT = Library Trust Fund
- PA = Public Art Fees
- PDF = Park Development Fees
- PFF = Public Facility Fees
- PropP = Proposition-P Public Safety Bonds
- RCP = Redevelopment Capital Projects Fund
- SD = Storm Drain Basin Fees
- W = Transfer from Water Utility Operating Fund
- Ww = Transfer from Wastewater Utility Operating Fund

CITY OF ESCONDIDO
 FIVE-YEAR CAPITAL IMPROVEMENT PROGRAM AND BUDGET
 FISCAL YEARS 2010/11 - 2014/15

GENERAL CIP FUNDING - Construction Project Details



Project Type: PUBLIC ART

Project Title: Gateways Public Art Project

Description: Fabrication and installation of the new Gateway project located at the south end of the City near Brotherton.

Project Cost:	FY 2010/11					Prior Years Appropriated	Estimated Total
	Approved Budget	11/12 Projected	12/13 Projected	13/14 Projected	14/15 Projected		
Direct/Indirect Costs	\$ 10,490					\$ 340,772	\$ 351,262
Professional Services	12,000						12,000
Totals	\$ 22,490					\$ 340,772	\$ 363,262

FY 10/11 Source: *Public Art Fees*

CITY OF ESCONDIDO
 FIVE-YEAR CAPITAL IMPROVEMENT PROGRAM AND BUDGET
 FISCAL YEARS 2010/11 - 2014/15

GENERAL CIP FUNDING - Construction Project Details



Project Type: COMMUNITY SERVICES

Project Title: Joslyn Senior Center Craft Room Remodel

Description: Due to the growing senior population more active program space is required at the Joslyn Center. Renovations will include new flooring, paint lighting, etc. The project would begin July 2010 and would take approximately one month to complete.

Project Cost:	FY 2010/11						Estimated Total
	Approved Budget	11/12 Projected	12/13 Projected	13/14 Projected	14/15 Projected	Prior Years Appropriated	
Building/Building Imp. \$	15,000						\$ 15,000
Totals	\$ 15,000						\$ 15,000

FY 10/11 Source: *Public Facility Fees*

CITY OF ESCONDIDO
 FIVE-YEAR CAPITAL IMPROVEMENT PROGRAM AND BUDGET
 FISCAL YEARS 2010/11 - 2014/15

GENERAL CIP FUNDING - Construction Project Details



Project Type: COMMUNITY SERVICES

Project Title: Oak Hill Drive Child Development Center

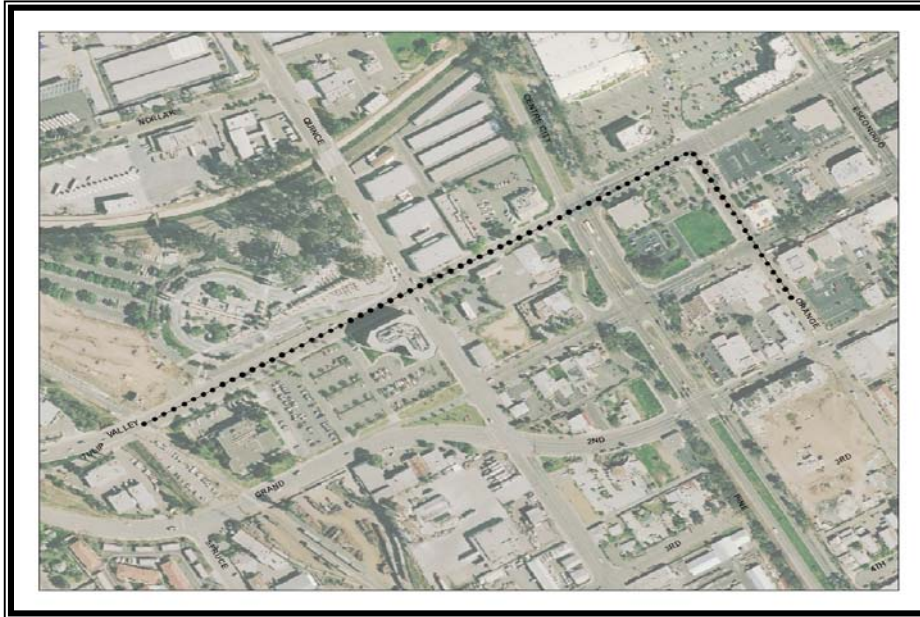
Description: Improvements necessary to complete the installation of 36 feet x 30 feet manufactured building for additional classroom space. Project will also include street improvements to sidewalks, curbs, gutters and streetlights.

Project Cost:	FY 2010/11					Prior Years Appropriated	Estimated Total
	Approved Budget	11/12 Projected	12/13 Projected	13/14 Projected	14/15 Projected		
Building/Building Imp.	\$ 197,000						\$ 197,000
Direct/Indirect Costs	20,000						20,000
Engineering & Design	58,000						58,000
Streets	20,000						20,000
Street Lights	5,000						5,000
Totals	\$ 300,000						\$ 300,000

FY 10/11 Source: *Community Development Block Grant*

CITY OF ESCONDIDO
 FIVE-YEAR CAPITAL IMPROVEMENT PROGRAM AND BUDGET
 FISCAL YEARS 2010/11 - 2014/15

GENERAL CIP FUNDING - Construction Project Details



Project Type: PUBLIC ART

Project Title: Pedestrian Pathfinders

Description: Creation of a series of visual markers to direct pedestrians along the Transit Center to the downtown. Anticipated project completion in FY 2010.

Project Cost:	FY 2010/11					Prior Years Appropriated	Estimated Total
	Approved Budget	11/12 Projected	12/13 Projected	13/14 Projected	14/15 Projected		
Professional Services	\$ 2,000					\$ 152,000	\$ 154,000
Totals	\$ 2,000					\$ 152,000	\$ 154,000

FY 10/11 Source: *Public Art Fees*

CITY OF ESCONDIDO
 FIVE-YEAR CAPITAL IMPROVEMENT PROGRAM AND BUDGET
 FISCAL YEARS 2010/11 - 2014/15

GENERAL CIP FUNDING - Construction Project Details



Project Type: PARKS AND RECREATION

Project Title: Sports Center Community Room

Description: Construction of 2,400 square feet multi purpose Community Meeting Room at the Escondido Sports Center. Project will also include restrooms, storage, and a kitchenette.

Project Cost:	FY 2010/11					Prior Years Appropriated	Estimated Total
	Approved Budget	11/12 Projected	12/13 Projected	13/14 Projected	14/15 Projected		
Building/Building Imp.	\$ 231,080	\$ 120,000	\$120,000	\$120,000	\$120,000		\$ 711,080
Direct/Indirect Costs	56,000	30,000	30,000	30,000	30,000		176,000
Totals	\$ 287,080	\$ 150,000	\$150,000	\$150,000	\$150,000		\$ 887,080

FY 10/11 Source: *Park Development Fees*

CITY OF ESCONDIDO
 FIVE-YEAR CAPITAL IMPROVEMENT PROGRAM AND BUDGET
 FISCAL YEARS 2010/11 - 2014/15

GENERAL CIP FUNDING - Construction Project Details



Project Type: PARKS AND RECREATION

Project Title: Sports Center Office

Description: Construction of approximately 404 square feet of additional office space and 1,900 square feet of patio space adjacent to the existing Sports Center office facility. Office improvements include electrical, heating, air conditioning systems, and new lighting.

Project Cost:	FY 2010/11					Prior Years Appropriated	Estimated Total
	Approved Budget	11/12 Projected	12/13 Projected	13/14 Projected	14/15 Projected		
Building/Building Imp.	\$ 165,000					\$ 270,000	\$ 435,000
Direct/Indirect Costs	70,000						70,000
Totals	\$ 235,000					\$ 270,000	\$ 505,000

FY 10/11 Source: *Park Development Fees*

CITY OF ESCONDIDO
 FIVE-YEAR CAPITAL IMPROVEMENT PROGRAM AND BUDGET
 FISCAL YEARS 2010/11 - 2014/15

GENERAL CIP FUNDING - Construction Project Details



Project Type: STREETS

Project Title: Tulip Street Improvements Phase IV

Description: Construct comprehensive street improvements on Tulip Street from 5th Avenue north to 3rd Avenue. Improvements to include new curbs and gutters, retaining walls, storm drains, street lights, and new street surfaces in the public right of way.

Project Cost:	FY 2010/11					Prior Years Appropriated	Estimated Total
	Approved Budget	11/12 Projected	12/13 Projected	13/14 Projected	14/15 Projected		
Storm Drains	\$ 50,000					\$ 3,499,622	\$ 3,549,622
Streets	781,975						781,975
Street Lights	20,000						20,000
Totals	\$ 851,975					\$ 3,499,622	\$ 4,351,597

FY 10/11 Source: *Community Development Block Grant*

CITY OF ESCONDIDO
FIVE-YEAR CAPITAL IMPROVEMENT PROGRAM AND BUDGET
FISCAL YEARS 2010/11 - 2014/15

CABLE TECHNOLOGY FUND
SOURCES AND USES
FISCAL YEAR 2010/11

Sources of Funds:

Available Balance	\$	105,285
Interest Income		1,000
Total, Sources of Funds	\$	106,285

Uses of Funds:

Transfer to General Capital Projects Fund	\$	71,160
Transfer to General Fund		11,000
Reserves Available for Future Projects		24,125
Total, Uses of Funds	\$	106,285

CITY OF ESCONDIDO
FIVE-YEAR CAPITAL IMPROVEMENT PROGRAM AND BUDGET
FISCAL YEARS 2010/11 - 2014/15

CDC HOUSING PROJECTS FUND
SOURCES AND USES
FISCAL YEAR 2010/11

Sources of Funds:

Transfer from CDC Housing Fund	\$ 300,000
Total, Sources of Funds	<u><u>\$ 300,000</u></u>

Uses of Funds:

<u>Maintenance and Other Capital Outlay Projects:</u>	
Mobilehome Rental Subsidy	\$ 130,000
Senior Apartment Rental Subsidy	170,000
Total, Uses of Funds	<u><u>\$ 300,000</u></u>

CITY OF ESCONDIDO
FIVE-YEAR CAPITAL IMPROVEMENT PROGRAM AND BUDGET
FISCAL YEARS 2010/11 - 2014/15

COMMUNITY DEVELOPMENT BLOCK GRANT PROJECTS FUND
SOURCES AND USES
FISCAL YEAR 2010/11

Sources of Funds:

Transfer from Community Development Block Grant Fund	\$ 1,509,990
Total, Sources of Funds	\$ 1,509,990

Uses of Funds:

Construction Projects:

Oak Hill Drive Child Development Center	\$ 300,000
Tulip Street Improvements Phase IV	851,975
Subtotal, Construction Projects	1,151,975

Maintenance and Other Capital Outlay Projects:

Community Service Programs	358,015
Total, Uses of Funds	\$ 1,509,990

CITY OF ESCONDIDO
 FIVE-YEAR CAPITAL IMPROVEMENT PROGRAM AND BUDGET
 FISCAL YEARS 2010/11 - 2014/15

GENERAL CAPITAL PROJECTS FUND
SOURCES AND USES
FISCAL YEAR 2010/11

Sources of Funds:

Available Balance	\$	70,890
Interest Income		10,000
Transfer from Cable Technology Fund		71,160
Transfer from Public Facilities - Admin Fund		7,140
Transfer from Reidy Creek Golf Course		36,300
Transfer from Water Utilities Operating Fund		14,400
Transfer from Wastewater Utilities Operating Fund		9,300
Total, Sources of Funds	\$	219,190

Uses of Funds:

Maintenance and Other Capital Outlay Projects:

Americans with Disabilities Act	\$	25,000
Desktop Computer Replacement		60,000
Development Market Analysis		50,000
Reidy Creek Parking Lot		7,500
Reidy Creek Golf Cart Battery Replacement		28,800
Server Replacement		42,000
Subtotal, Maintenance and Other Capital Outlay Projects		213,300
 Reserves Available for Future Projects		 5,890
Total, Uses of Funds	\$	219,190

CITY OF ESCONDIDO
FIVE-YEAR CAPITAL IMPROVEMENT PROGRAM AND BUDGET
FISCAL YEARS 2010/11 - 2014/15

LIBRARY TRUST FUND
SOURCES AND USES
FISCAL YEAR 2010/11

Sources of Funds:

Available Balance	\$ 227,750
Interest Income	1,800
Total, Sources of Funds	<u><u>\$ 229,550</u></u>

Uses of Funds:

Maintenance and Other Capital Outlay Projects:

Library Books - Supplemental	\$ 70,000
Library Technology	30,000
Library Trust Special Projects	30,000
Subtotal, Maintenance and Other Capital Outlay Projects	<u>130,000</u>
Reserves Available for Future Projects	99,550
Total, Uses of Funds	<u><u>\$ 229,550</u></u>

CITY OF ESCONDIDO
FIVE-YEAR CAPITAL IMPROVEMENT PROGRAM AND BUDGET
FISCAL YEARS 2010/11 - 2014/15

PARK DEVELOPMENT FUND
SOURCES AND USES
FISCAL YEAR 2010/11

Sources of Funds:

Available Balance	\$	57,225
Interest Income		1,000
Park Development Fees		463,855
Total, Sources of Funds	\$	522,080

Uses of Funds:

Construction Projects:

Sports Center Community Room	\$	287,080
Sports Center Office		235,000
Total, Uses of Funds	\$	522,080

CITY OF ESCONDIDO
 FIVE-YEAR CAPITAL IMPROVEMENT PROGRAM AND BUDGET
 FISCAL YEARS 2010/11 - 2014/15

**PUBLIC ART FUND
 SOURCES AND USES
 FISCAL YEAR 2010/11**

Sources of Funds:

Available Balance	\$	501,905
Interest Income		6,000
Public Art Fees		37,895
Total, Sources of Funds		\$ 545,800

Uses of Funds:

Construction Projects:

Gateways - Public Art	\$	22,490
Pedestrian Pathfinders		2,000
Subtotal, Construction Projects		24,490

Maintenance and Other Capital Outlay Projects:

Niki de Saint Phalle Art		14,000
Public Art - Administration		24,570
Relocate Eucalyptus Leaf Court		2,000
Repair Vinehenge Public Art		8,000
Subtotal, Maintenance and Capital Other Outlay Projects		48,570

Reserves Available for Future Projects		472,740
Total, Uses of Funds		\$ 545,800

CITY OF ESCONDIDO
FIVE-YEAR CAPITAL IMPROVEMENT PROGRAM AND BUDGET
FISCAL YEARS 2010/11 - 2014/15

PUBLIC FACILITIES FUND
SOURCES AND USES
FISCAL YEAR 2010/11

Sources of Funds:

Available Balance	\$ 5,139,965
Interest Income	50,500
Development Fees	505,470
Total, Sources of Funds	<u><u>\$ 5,695,935</u></u>

Uses of Funds:

Construction Projects:

Joslyn Senior Center Craft Room Remodel	\$ 15,000
---	-----------

Maintenance and Other Capital Outlay Projects:

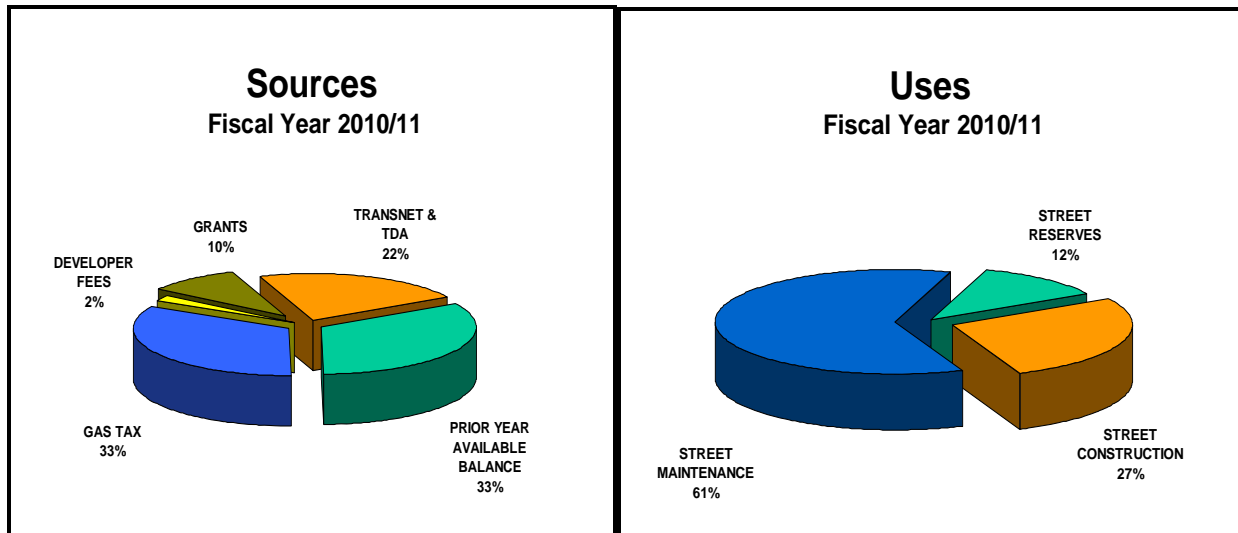
Computer Aided Dispatch	100,000
Library Books	200,000
Library Expansion Project	200,000
Loan Payment to Wastewater Fund	50,000
Subtotal, Maintenance and Other Capital Outlay Projects	<u>550,000</u>
Designated for Public Safety Facilities	102,510
Transfer to General Capital Projects Fund	7,140
Reserves Available for Future Projects	5,021,285
Total, Uses of Funds	<u><u>\$ 5,695,935</u></u>

STREETS CIP FUNDING





STREETS CIP FUNDING - Fund Descriptions



COUNTY TRANSPORTATION STREET PROJECTS FUND

FY 10/11 Uses: \$ 1,871,335

This fund was established to account for transactions related to the San Diego Transportation Improvement Program Ordinance and Expenditure Plan (TransNet) and Transportation Development Act Article 3 State Grants (TDA) administered by the San Diego Association of Governments (SANDAG). TransNet allocations are funded by a one-half of one percent Transaction and Use Tax, which was established in 1987 under Proposition-A and extended by voters in November 2004. All resources are legally restricted to expenditures for street, pedestrian, and bicycle transportation programs. SANDAG develops and monitors projects, in addition to allocating funds, as part of a continuous comprehensive regional transportation planning program.

GAS TAX FUND

FY 10/11 Uses: \$ 3,682,000

This fund was established to account for revenue received from gasoline excise taxes of 18 cents per gallon of fuel under Sections 2105, 2106, 2107, and 2107.5 of the Streets and Highways Code. Beginning in July, 2010 Proposition 42 funds, which is state sales tax on the sale of gasoline, will be "swapped" for gasoline excise tax of 17.3 cents per gallon. This amount will be indexed annually in order to ensure the new excise tax keeps pace with the revenues that were expected from the sales tax on gasoline. All resources are legally restricted for street-related expenditures within the public right-of-ways.

PROP 1B – HIGHWAY SAFETY & TRAFFIC REDUCTION BOND ACT

FY 10/11 Uses: \$ 2,922,215

This fund was established to account for state grants from Proposition-1B, which authorized \$19.9 billion in General Obligation bonds for transportation, air quality and port security projects. The legislature passed this measure in the form of State Bill 1266 as part a comprehensive public works package. All resources are legally restricted for street-related expenditures within the public right-of-ways.

STORM DRAIN FUND***FY 10/11 Uses: \$ 22,042***

This fund was established to account for fees collected from developers to ensure that the storm water drainage infrastructure meets the requirements established by the City's Drainage Master Plan. For a Storm Drain Basin Fee schedule, see City Council Resolution No. 2004-99.

STREET PROJECTS FUND***FY 10/11 Uses: \$ 1,271,650***

This fund was generated from General Fund balances remaining in street projects that were constructed during prior years plus its proportional share of the interest earned on the City's portfolio. It is also used to account for street-related reimbursements received from other agencies. These funds are designated by the City to be used only for street-related construction, improvements, and right-of-way acquisitions

TRAFFIC IMPACT FUND***FY 10/11 Uses: \$ 211,000***

This fund was established to account for fees collected from developers to ensure accelerated circulation improvements required as a result of growth and new development. For a Traffic Impact Fee schedule, see City Council Resolution No. 2008-10R. Beginning July 1, 2008 this fund will also account for the Regional Transportation Congestion Improvement Program (RTCIP) in compliance with the TransNet Extension Ordinance, as administered by SANDAG. A \$2,040 traffic fee for each residential unit from each residential building permit issued will be collected. These Regional Traffic Impact Fees can only be spent on eligible improvements to the Regional Arterial System (RAS) in SANDAG's 2030 Regional Transportation Plan. An annual SANDAG audit of these revenues and expenditures will be completed.

CITY OF ESCONDIDO
 FIVE-YEAR CAPITAL IMPROVEMENT PROGRAM AND BUDGET
 FISCAL YEARS 2010/11 - 2014/15

STREETS CIP FUNDING - Program Summary

Streets Construction	**Source	FY 2010/11 Approved Budget	FYs 2011/12 - 2014/15 Projected	Prior Years Construction Approp	Estimated Construction Total
Ash Street Improvements	TI	\$	\$	\$ 275,000	\$ 275,000
Bear / East Valley Pkwy & Valley Ctr Rd	FG/P1B/TI/TN			12,575,624	12,575,624
* Bear Villy Pkwy, San Pasqual Villy to Boyle	TN	100,000	600,000		700,000
* Centre City Pkwy, Highway 78 to Mission	SF/TN	300,000		1,888,691	2,188,691
* Citracado, Interstate-15 to W Valley Pkwy	TN/DG	245,000		619,950	864,950
Citracado Parkway, Don Lee to Vineyard	DC/SD/TI/TN			7,821,596	7,821,596
* Citracado, W Valley to Harmony Grove	HUD/PPH/TI/TN	737,835	3,481,000	14,533,750	18,752,585
East Valley and Valley Center Road	TN/DG/TI		4,622,000	2,000,000	6,622,000
El Norte Parkway Bridge at Escondido Creek	TN			2,132,618	2,132,618
El Norte Parkway - Washington Hills	GT/SD/SF/TN			6,447,637	6,447,637
* Escondido Creek Undercrossing at Ash	TN/TDA	250,000		835,827	1,085,827
Felicita and Juniper, Esc Blvd to Chestnut	DC/P1B/TN			2,433,689	2,433,689
Lake Hodges Bridge	TDA/TN			3,300,000	3,300,000
Maple Street Pedestrian Plaza	GT/SGIP/SF/TN/SD			1,559,940	1,559,940
Mercado Area Improvements	GT/CDBG/TN			1,064,631	1,064,631
* State Route 78 Bridge Widening at Nordahl	FG/GT/TI/TN/DG	1,139,060		3,684,815	4,823,875
* Traffic Signals and Intersections	SF/TI	200,000	800,000	880,325	1,880,325
Traffic Signals - Villy Pkwy/Maple & 2nd/Maple	GT/TN			500,898	500,898
* Valley Boulevard Relocation	GT	100,000			100,000
Total Streets CIP Funded Construction		3,071,895	9,503,000	62,554,991	75,129,886

Streets Maintenance and Other Capital Outlay	**Source	FY 2010/11 Approved Budget	FYs 2011/12 - 2014/15 Projected	FY 2010/11 Budget Carryover	Total FY 2010/11 Budget
Centre City Parkway Landscaping	GT			212,193	212,193
El Norte Parkway - Street Rehabilitation	TN	200,000		879,184	1,079,184
Escondido Creek Bike Path Study	TDA			3,217	3,217
Grand Avenue Lighting Extension	GT			181,606	181,606
La Honda Drainage - Tract 920 per DA	SD	13,625	133,787	52,586	66,211
Master Plan-Bicycle Facilities	TN			12,966	12,966

* See Detail of Construction Projects

** See Source Legend

Continued....

CITY OF ESCONDIDO
 FIVE-YEAR CAPITAL IMPROVEMENT PROGRAM AND BUDGET
 FISCAL YEARS 2010/11 - 2014/15

STREETS CIP FUNDING - Program Summary

Streets Maintenance and Other Capital Outlay	**Source	FY 2010/11 Approved Budget	FYs 2011/12 - 2014/15 Projected	FY 2010/11 Budget Carryover	Total FY 2010/11 Budget
<i>Continued....</i>					
Neighborhood Street Projects	GT/TN	200,000	800,000	90,753	290,753
Orange Glen Market Remediation	ROA			1,689,756	1,689,756
Rincon Muni Water District-Citracado	ROA			110,037	110,037
School Safety Committee	GT	50,000	800,000	166,952	216,952
Storm Drain Fees Avail for Developer Reimb	SD	8,417			8,417
Storm Drain Infrastructure	SF/GT	100,000	400,000	86,750	186,750
Street Maintenance	P42/TN/TNES/GT/P1B	4,204,215	12,419,000	4,205,834	8,410,049
Traffic Signal Infrastructure	P42/SF/GT	150,000	600,000	205,320	355,320
Transfer to G. Fund - Street Maintenance	GT	1,982,000			1,982,000
Undergrounding - East Valley Parkway	20B			1,321,688	1,321,688
Total Streets CIP Funded Maint & Capital Outlay		6,908,257	15,152,787	9,218,842	16,127,099

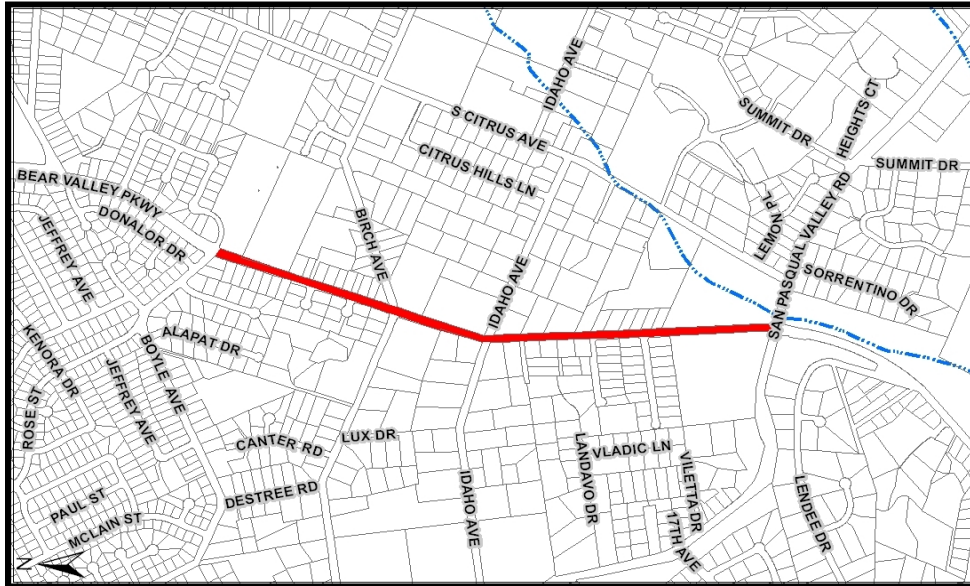
TOTAL STREETS CIP FUNDING **\$ 9,980,152 \$ 24,655,787 \$ 71,773,833 \$ 91,256,985**

Source Legend

- 20B** = Rule 20B Utility Rate Reimbursement
- CDBG** = Community Development Block Grants (prior years appropriation)
- DC** = Developer Contribution
- FG** = Federal Grants from the Department of Transportation
- GT** = Gas Tax
- HUD** = Federal Grant entitled "Economic Development Incentive Grant" from Housing and Urban Development
- P1B** = Proposition-1B - Highway Safety & Traffic Reduction State Bond Act
- P42** = Proposition-42 - Traffic Congestion Relief State Bond Act
- PPH** = Palomar Pomerado Hospital District
- PropP** = Proposition-P Public Safety Bonds
- ROA** = Reimbursement from Outside Agency
- SD** = Storm Drain Basin Fees
- SF** = General Street Projects Fund
- DG** = Federal Grant entitled "Demonstration Grant" Federal Highway
- TDA** = Transportation Development Act State Grants
- TI** = Traffic Impact Fees
- TNES** = TransNet - Economic Stimulus
- TN** = TransNet

CITY OF ESCONDIDO
 FIVE-YEAR CAPITAL IMPROVEMENT PROGRAM AND BUDGET
 FISCAL YEARS 2010/11 - 2014/15

STREETS CIP FUNDING - Construction Project Details



Project Type: STREET CONSTRUCTION

Project Title: Bear Valley Parkway from San Pasqual Valley Road (SR78) to Boyle Avenue

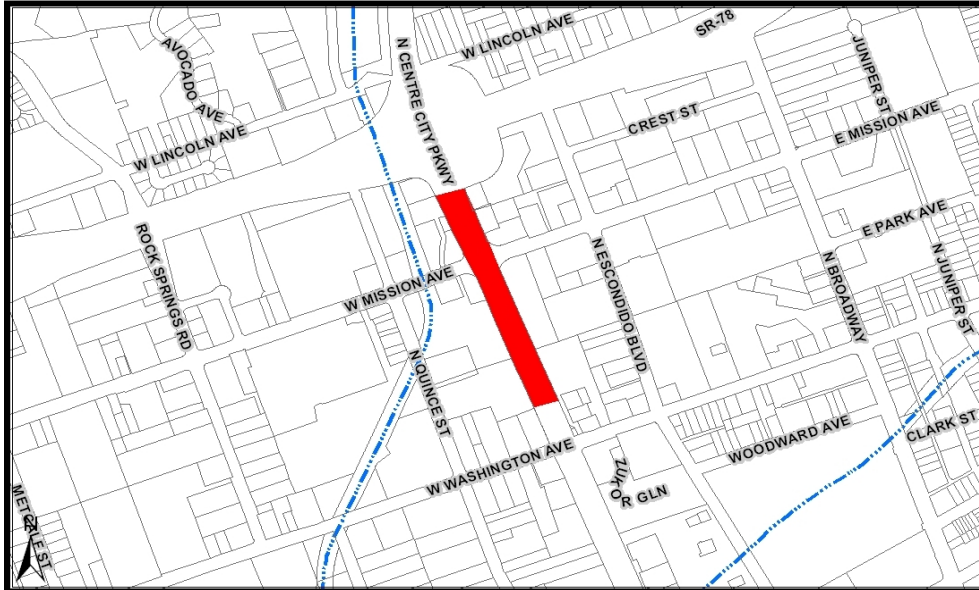
Description: Widen roadway on Bear Valley Pkwy, from San Pasqual Valley Rd to Boyle Ave, to four-lanes. Construction to include right-of-way acquisitions, curbs, gutters, sidewalks, storm drains, new pavement, raised medians, and signal modifications at Bear Valley and Boyle.

Project Cost:	FY 2010/11						Estimated Total
	Approved Budget	11/12 Projected	12/13 Projected	13/14 Projected	14/15 Projected	Prior Years Appropriated	
Direct/Indirect Costs	\$ 50,000	\$ 50,000					\$ 100,000
Land Acquisition	50,000	50,000					100,000
Streets			\$ 250,000				250,000
Signalized Lights			250,000				250,000
Totals	\$ 100,000	\$ 100,000	\$ 500,000				\$ 700,000

FY 10/11 Source: *TransNet*

CITY OF ESCONDIDO
 FIVE-YEAR CAPITAL IMPROVEMENT PROGRAM AND BUDGET
 FISCAL YEARS 2010/11 - 2014/15

STREETS CIP FUNDING - Construction Project Details



Project Type: STREET CONSTRUCTION

Project Title: Center City Parkway from Highway 78 to Mission Avenue

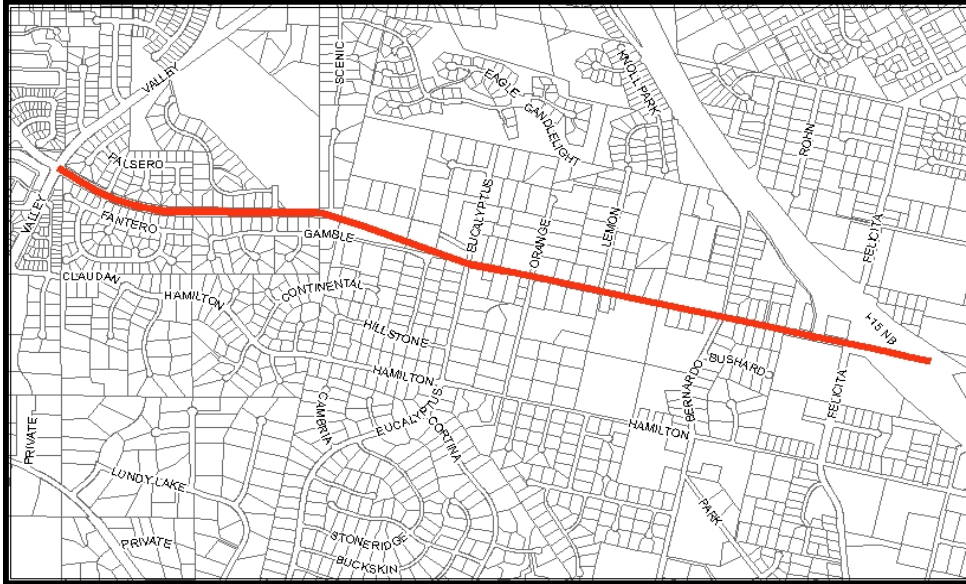
Description: Widen Centre City Parkway and Mission Avenue intersection. Construction to include new curbs, gutters, sidewalks, turn-pockets, a new traffic signal, raised medians, and landscaping.

Project Cost:	FY 2010/11					Prior Years Appropriated	Estimated Total
	Approved Budget	11/12 Projected	12/13 Projected	13/14 Projected	14/15 Projected		
Direct/Indirect Costs	\$ 30,000					\$ 1,888,691	\$ 1,918,691
Streets	270,000						270,000
Totals	\$ 300,000					\$ 1,888,691	\$ 2,188,691

FY 10/11 Source: *TransNet*

CITY OF ESCONDIDO
 FIVE-YEAR CAPITAL IMPROVEMENT PROGRAM AND BUDGET
 FISCAL YEARS 2010/11 - 2014/15

STREETS CIP FUNDING - Construction Project Details



Project Type: STREET CONSTRUCTION

Project Title: Citracado Parkway from Interstate - 15 to West Valley Parkway

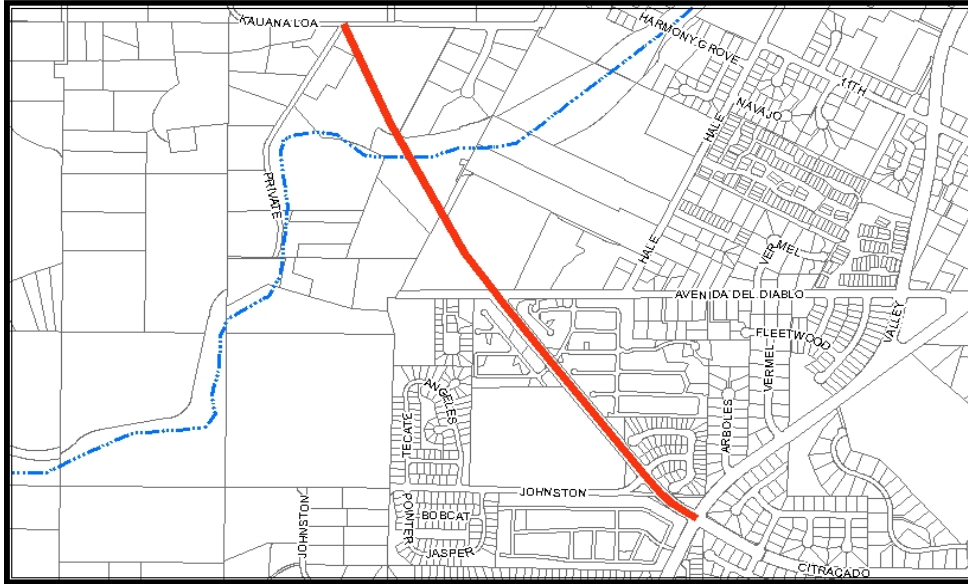
Description: Widen Citracado Parkway with major road improvements from two-lanes to four-lanes with turn pockets, extended from Interstate 15 to West Valley Parkway. Construction to include curbs, gutters, sidewalks, street lights, and raised landscaped medians.

Project Cost:	FY 2010/11					Prior Years Appropriated	Estimated Total
	Approved Budget	11/12 Projected	12/13 Projected	13/14 Projected	14/15 Projected		
Direct/Indirect Costs	\$ 45,000					\$ 619,950	\$ 664,950
Engineering & Design	200,000						200,000
Totals	\$ 245,000					\$ 619,950	\$ 864,950

FY 10/11 Source: Federal Highway Demonstration Grant

CITY OF ESCONDIDO
 FIVE-YEAR CAPITAL IMPROVEMENT PROGRAM AND BUDGET
 FISCAL YEARS 2010/11 - 2014/15

STREETS CIP FUNDING - Construction Project Details



Project Type: STREET CONSTRUCTION

Project Title: Citracado Parkway from West Valley Parkway to Harmony Grove

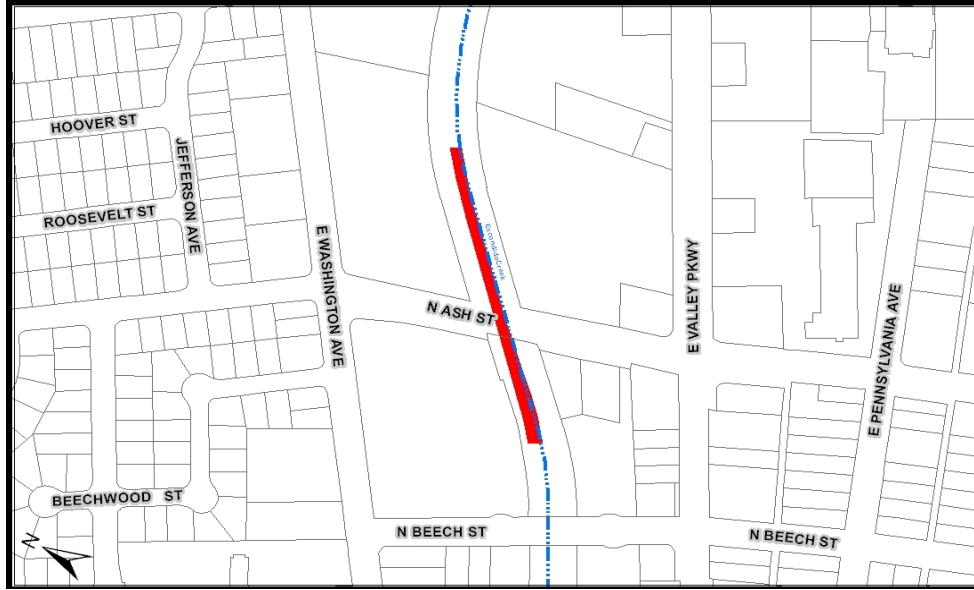
Description: Full width major road improvements to include a bridge structure over Escondido Creek and traffic signals at Citracado Parkway and Harmony Grove Road, and at Citracado Parkway and Avenida del Diablo.

Project Cost:	FY 2010/11					Prior Years Appropriated	Estimated Total
	Approved Budget	11/12 Projected	12/13 Projected	13/14 Projected	14/15 Projected		
Direct/Indirect Costs	\$ 40,000	\$ 200,000	\$ 200,000			\$ 14,533,750	\$14,973,750
Streets	697,835	1,692,000	1,389,000				3,778,835
Totals	\$ 737,835	\$ 1,892,000	\$ 1,589,000			\$ 14,533,750	\$18,752,585

FY 10/11 Source: Traffic Impact Fund / TransNet

CITY OF ESCONDIDO
 FIVE-YEAR CAPITAL IMPROVEMENT PROGRAM AND BUDGET
 FISCAL YEARS 2010/11 - 2014/15

STREETS CIP FUNDING - Construction Project Details



Project Type: STREET CONSTRUCTION

Project Title: Escondido Creek Undercrossing at Ash

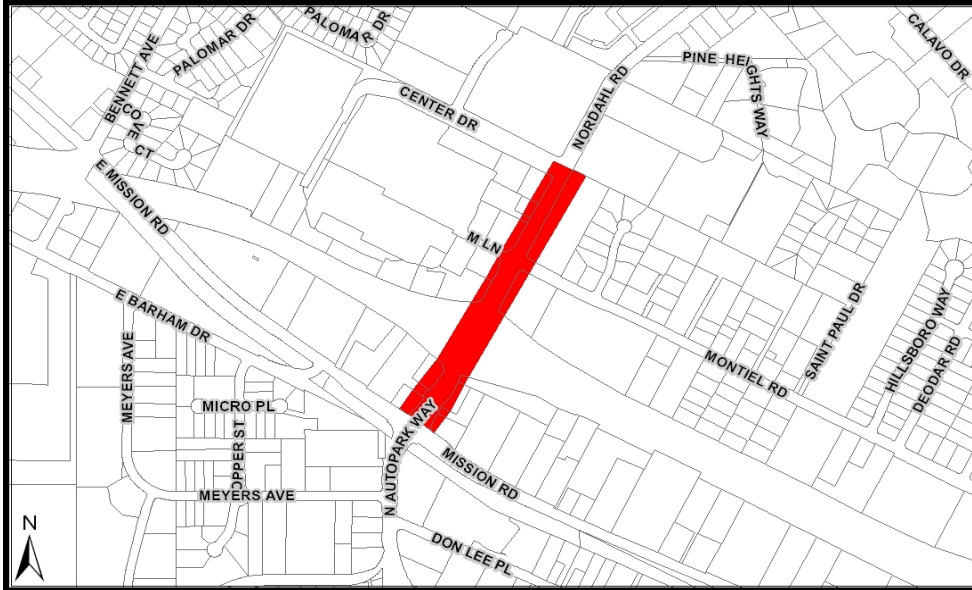
Description: Construct bike path/pedestrian walkway under Ash Street (SR 78) at Escondido Creek.

Project Cost:	FY 2010/11					Prior Years Appropriated	Estimated Total
	Approved Budget	11/12 Projected	12/13 Projected	13/14 Projected	14/15 Projected		
Direct/Indirect Costs	\$ 30,000					\$ 835,827	\$ 865,827
Streets	220,000						220,000
Totals	\$ 250,000					\$ 835,827	\$ 1,085,827

FY 10/11 Source: *TransNet*

CITY OF ESCONDIDO
 FIVE-YEAR CAPITAL IMPROVEMENT PROGRAM AND BUDGET
 FISCAL YEARS 2010/11 - 2014/15

STREETS CIP FUNDING - Construction Project Details



Project Type: STREET CONSTRUCTION

Project Title: State Route 78 Bridge Widening at Nordahl Road

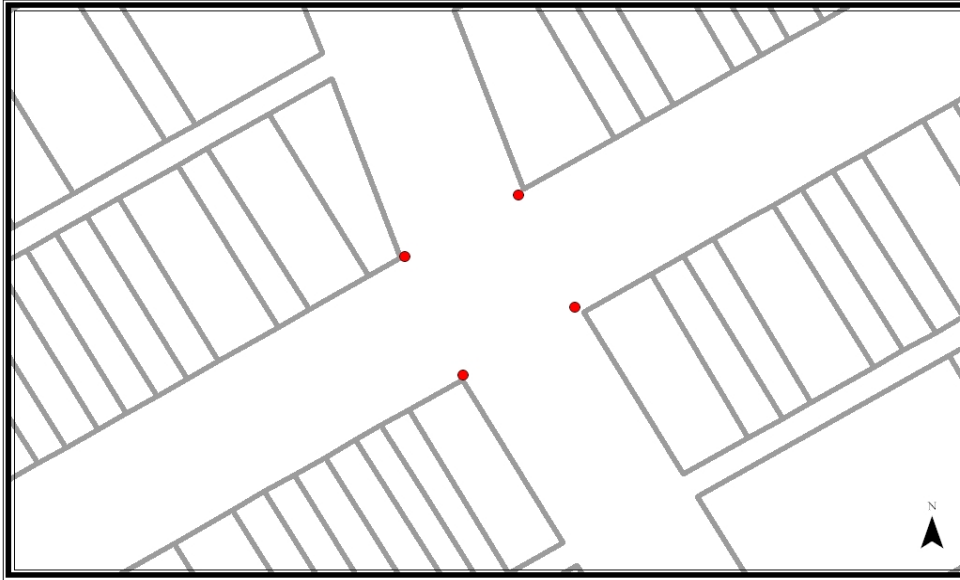
Description: Replace existing six-lane bridge with an eight-lane bridge to match street improvements approaching and departing the bridge structure. Project also includes street improvements for State Route 78 exit and entrance ramps on both sides of the bridge.

Project Cost:	FY 2010/11						Estimated Total
	Approved Budget	11/12 Projected	12/13 Projected	13/14 Projected	14/15 Projected	Prior Years Appropriated	
Bridge	\$1,139,060					\$ 3,684,815	\$ 4,823,875
Totals	\$1,139,060					\$ 3,684,815	\$ 4,823,875

FY 10/11 Source: *TransNet / Federal Highway HSIP Grant*

CITY OF ESCONDIDO
 FIVE-YEAR CAPITAL IMPROVEMENT PROGRAM AND BUDGET
 FISCAL YEARS 2010/11 - 2014/15

STREETS CIP FUNDING - Construction Project Details



Project Type: STREET CONSTRUCTION

Project Title: Traffic Signals and Intersections

Description: Construction of new traffic signals or the modification of existing traffic signals with minor intersection treatments that may include adding turn lanes, new curb returns, and pedestrian ramps.

Project Cost:	FY 2010/11					Prior Years Appropriated	Estimated Total
	Approved Budget	11/12 Projected	12/13 Projected	13/14 Projected	14/15 Projected		
Direct/Indirect Costs	\$ 25,000	\$ 25,000	\$ 25,000	\$ 25,000	\$ 25,000	\$ 880,325	\$ 1,005,325
Engineering & Design	25,000	25,000	25,000	25,000	25,000		125,000
Signalized Lights	150,000	150,000	150,000	150,000	150,000		750,000
Totals	\$ 200,000	\$ 200,000	\$ 200,000	\$ 200,000	\$ 200,000	\$ 880,325	\$ 1,880,325

FY 10/11 Source: *Street Fund*

CITY OF ESCONDIDO
 FIVE-YEAR CAPITAL IMPROVEMENT PROGRAM AND BUDGET
 FISCAL YEARS 2010/11 - 2014/15

STREETS CIP FUNDING - Construction Project Details



Project Type: STREET CONSTRUCTION

Project Title: Valley Boulevard Relocation

Description: Realign the east-bound, one-way couplet currently on Valley Boulevard to Ivy St. and Grand Ave. Construction to include new pavement, curbs, gutters, sidewalks, street lights, traffic signals, storm drains, and relocating water lines as needed.

Project Cost:	FY 2010/11					Prior Years Appropriated	Estimated Total
	Approved Budget	11/12 Projected	12/13 Projected	13/14 Projected	14/15 Projected		
Direct/Indirect Costs	\$ 50,000						\$ 50,000
Engineering & Design	50,000						50,000
Totals	\$ 100,000						\$ 100,000

FY 10/11 Source: Gas Tax

CITY OF ESCONDIDO
 FIVE-YEAR CAPITAL IMPROVEMENT PROGRAM AND BUDGET
 FISCAL YEARS 2010/11 - 2014/15

COUNTY TRANSPORTATION STREET PROJECTS FUND
SOURCES AND USES
FISCAL YEAR 2010/11

Sources of Funds:

Interest Income	\$ 30,000
SANDAG - TransNet Sales Tax Override	2,497,000
Total, Sources of Funds	<u><u>\$ 2,527,000</u></u>

Uses of Funds:

Construction Projects:

Bear Valley Parkway from San Pasqual Road to Boyle Avenue	\$ 100,000
Center City Parkway from Highway 78 to Mission Avenue	300,000
Citracado Parkway from West Valley Parkway to Harmony Grove	526,835
Escondido Creek Undercrossing at Ash	250,000
State Route 78 Bridge Widening at Nordahl	312,500
Subtotal, Construction Projects	<u>1,489,335</u>

Maintenance and Other Capital Outlay Projects:

El Norte Parkway - Street Rehabilitation	200,000
Street Maintenance	182,000
Subtotal, Maintenance and Other Capital Outlay Projects	<u>382,000</u>

Reserves Available for Future Projects	655,665
Total, Uses of Funds	<u><u>\$ 2,527,000</u></u>

CITY OF ESCONDIDO
 FIVE-YEAR CAPITAL IMPROVEMENT PROGRAM AND BUDGET
 FISCAL YEARS 2010/11 - 2014/15

**GAS TAX FUND
 SOURCES AND USES
 FISCAL YEAR 2010/11**

Sources of Funds:

Available Balance	\$	505,610
Interest Income		15,000
State Gas Tax 2105		761,000
State Gas Tax 2106		504,000
State Gas Tax 2107		1,013,000
State Gas Tax 2107.5		10,000
R & T Code 7360, Prop 42		1,427,920
Total, Sources of Funds	\$	<u>4,236,530</u>

Uses of Funds:

Construction Projects:

Valley Boulevard Relocation	\$	100,000
-----------------------------	----	---------

Maintenance and Other Capital Outlay Projects:

Neighborhood Street Projects		200,000
School Safety Committee		50,000
Storm Drain Infrastructure		100,000
Street Maintenance		1,100,000
Traffic Signal Infrastructure		150,000

Subtotal, Maintenance and Other Capital Outlay Projects		<u>1,600,000</u>
--	--	-------------------------

Transfer to General Fund for Street Maintenance		1,982,000
Reserves Available for Future Projects		554,530

Total, Uses of Funds	\$	<u>4,236,530</u>
-----------------------------	-----------	-------------------------

CITY OF ESCONDIDO
FIVE-YEAR CAPITAL IMPROVEMENT PROGRAM AND BUDGET
FISCAL YEARS 2010/11 - 2014/15

PROPOSITION - 1B HIGHWAY SAFETY & TRAFFIC REDUCTION BOND ACT
SOURCES AND USES
FISCAL YEAR 2010/11

Sources of Funds:

Available Balance	\$ 2,921,215
Interest Income	1,000
Total, Sources of Funds	<u>\$ 2,922,215</u>

Uses of Funds:

Maintenance and Other Capital Outlay Projects:

Street Maintenance	\$ 2,922,215
Total, Uses of Funds	<u>\$ 2,922,215</u>

CITY OF ESCONDIDO
FIVE-YEAR CAPITAL IMPROVEMENT PROGRAM AND BUDGET
FISCAL YEARS 2010/11 - 2014/15

STORM DRAIN FUND
SOURCES AND USES
FISCAL YEAR 2010/11

Sources of Funds:

Interest Income	\$	4,500
Storm Drain Basin Fees		84,170
Total, Sources of Funds	\$	88,670

Uses of Funds:

Maintenance and Other Capital Outlay Projects:

La Honda Drainage - Tract 920 per DA	\$	13,625
FY 2010 Fees Available for Developer Reimbursements in FY 2011		8,417
Subtotal, Maintenance and Other Capital Outlay Projects		22,042
Reserves Available for Future Projects		66,628
Total, Uses of Funds	\$	88,670

CITY OF ESCONDIDO
 FIVE-YEAR CAPITAL IMPROVEMENT PROGRAM AND BUDGET
 FISCAL YEARS 2010/11 - 2014/15

STREET PROJECTS FUND
SOURCES AND USES
FISCAL YEAR 2010/11

Sources of Funds:

Available Balance	\$	195,010
Interest Income		54,775
Federal Highway Demonstration Grant		245,000
Federal Highway Safety Improvement Program (HSIP)		826,560
Total, Sources of Funds		<u><u>\$ 1,321,345</u></u>

Uses of Funds:

Construction Projects:

Citracado Parkway from Interstate - 15 to West Valley Parkway	\$	245,000
State Route 78 Bridge Widening at Nordahl		826,560
Traffic Signals & Intersections		200,000
Subtotal, Construction Projects		<u>1,271,560</u>
Reserves Available for Future Projects		49,785
Total, Uses of Funds		<u><u>\$ 1,321,345</u></u>

CITY OF ESCONDIDO
FIVE-YEAR CAPITAL IMPROVEMENT PROGRAM AND BUDGET
FISCAL YEARS 2010/11 - 2014/15

TRAFFIC IMPACT FUND
SOURCES AND USES
FISCAL YEAR 2010/11

Sources of Funds:

Available Balance	\$ 68,665
Interest Income	3,000
Traffic Impact - Local	28,050
Traffic Impact - Regional Arterial System	111,340
Total, Sources of Funds	<u>\$ 211,055</u>

Uses of Funds:

Construction Projects:

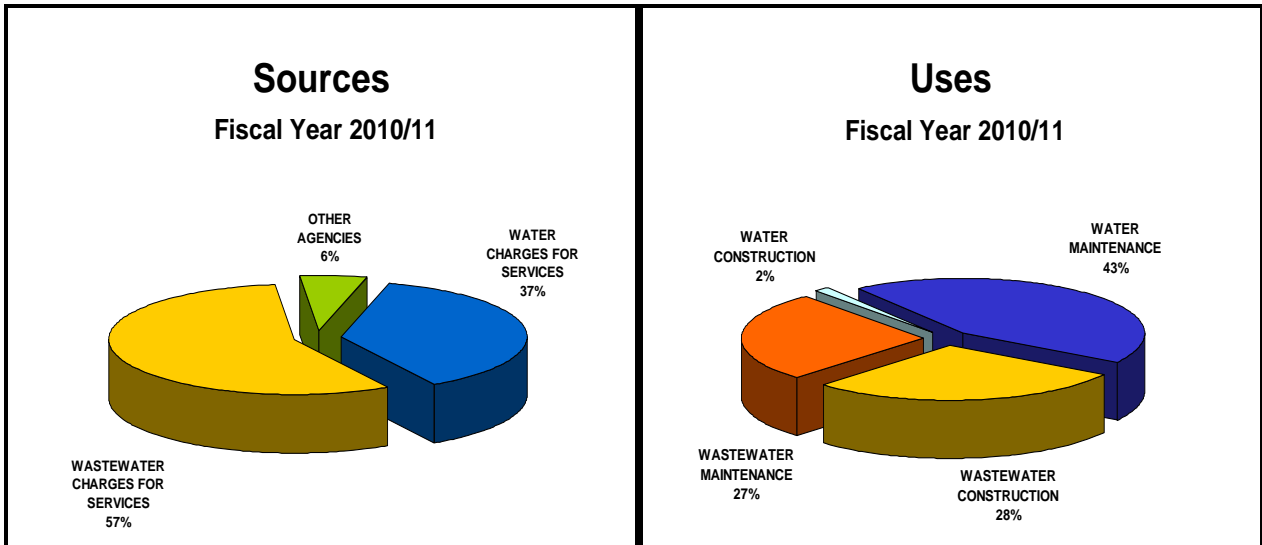
Citracado Parkway from West Valley Parkway to Harmony Grove	\$ 211,000
Reserves Available for Future Projects	55
Total, Uses of Funds	<u>\$ 211,055</u>

PUBLIC UTILITIES CIP FUNDING





PUBLIC UTILITIES CIP FUNDING - Fund Descriptions



WATER UTILITIES CAPITAL PROJECTS FUND

FY 10/11 Uses: \$ 2,950,000

This fund was created to account for capital projects associated with the construction and maintenance of the City's water distribution system. The water utilities system is financed and operated in a manner similar to a private enterprise with construction and maintenance costs financed or recovered primarily through charges for services. These revenues are recorded in the Water Utilities Operating Fund and then transferred to the Water Capital Projects Fund when projects are budgeted.

WASTEWATER UTILITIES CAPITAL PROJECTS FUND

FY 10/11 Uses: \$ 3,600,000

This fund was created to account for capital projects associated with the construction and maintenance of the City's wastewater and recycled-water distribution system. The wastewater utilities system is financed and operated in a manner similar to a private enterprise with construction and maintenance cost financed or recovered primarily through charges for services. These revenues are recorded in the Wastewater Utilities Operating Fund and then transferred to the Wastewater Capital Projects Fund when projects are budgeted.

CITY OF ESCONDIDO
 FIVE-YEAR CAPITAL IMPROVEMENT PROGRAM AND BUDGET
 FISCAL YEARS 2010/11 - 2014/15

PUBLIC UTILITIES CIP FUNDING - Program Summary

Water Utilities Construction	**Source	FY 2010/11 Approved Budget	FYs 2011/12 - 2014/15 Projected	Prior Years Construction Approp	Estimated Construction Total
* A-3 Reservoir Design & Site Acquisition	W/WB	\$ 100,000	\$ 850,000	\$ 2,000,000	\$ 2,950,000
Lake Wohlford Dam Project	W		18,000,000	952,800	18,952,800
Lindley Reservoir Replacement	W/WB		5,500,000		5,500,000
Reed Reservoir Design & Construction	WB			8,000,000	8,000,000
Rincon Power Plant Modification & Penstock	W/WB			2,904,721	2,904,721
Utility Building at Public Works Yard	W			541,000	541,000
Water Line - Alexander Area Phase I	WB			4,080,084	4,080,084
Water Line - Alexander Area Phase II	SDW/ARRAW			6,473,800	6,473,800
Water Line - Cemetery Area	W		7,000,000	609,000	7,609,000
Water Line - Washington Hills per DA	W			1,200,000	1,200,000
Water Pipeline Replacement	W/WB		1,500,000	5,500,000	7,000,000
Wash Water Tank at Water Treatment Plant	W/VID			1,835,693	1,835,693
Wohlford Penstock	W/VID/WB/FG			9,985,150	9,985,150
Total Water Utilities CIP Funded Construction		100,000	32,850,000	44,082,248	77,032,248

Water Utilities Maintenance and Other Capital Outlay	**Source	FY 2010/11 Approved Budget	FYs 2011/12 - 2014/15 Projected	FY 2010/11 Budget Carryover	Total FY 2010/11 Budget
Asset Management Development	W	50,000			50,000
Automatic Meter Reading	W	1,500,000	1,500,000	50,000	1,550,000
Dixon Dam Piezometer Replacement	W			12,757	12,757
Emergency Treated Water Connection	W			1,000,000	1,000,000
Miscellaneous Canal Projects	W/VID	50,000	300,000	214,905	264,905
Miscellaneous Main Replacement	W	100,000	400,000	324,009	424,009
Park Hill Generator	W	200,000			200,000
Project 176 Relicensing	W			93,741	93,741
Water Master Plan	W	50,000	500,000	50,000	100,000
WTP - Major Maintenance Projects	W/VID	350,000	1,400,000	256,481	606,481
WTP - Onsite Chlorine Generation	W/VID/WB	300,000	1,200,000	25,000	325,000
WTP - SCADA Upgrades	W	50,000	250,000		50,000
WTP - Upgrades	W/WB	200,000	7,000,000		200,000
Total Water Utilities CIP Maintenance & Capital Outlay		2,850,000	12,550,000	2,026,893	4,876,893

Total Water Utilities CIP Funding		2,950,000	45,400,000	46,109,141	81,909,141
--	--	------------------	-------------------	-------------------	-------------------

* See Detail of Construction Projects

** See Source Legend

CITY OF ESCONDIDO
 FIVE-YEAR CAPITAL IMPROVEMENT PROGRAM AND BUDGET
 FISCAL YEARS 2010/11 - 2014/15

PUBLIC UTILITIES CIP FUNDING - Program Summary

Wastewater Utilities Construction	**Source	FY 2010/11 Approved Budget	FYs 2011/12 - 2014/15 Projected	Prior Years Construction Approp	Estimated Construction Total
HARRF Influent Pump Station	Ww/WwB		6,500,000	200,000	6,700,000
HARRF Modifications Phase I	Ww/CSD			19,922,389	19,922,389
HARRF Modifications Phase II	Ww			38,861,405	38,861,405
HARRF Storage System	WwB/ROA			9,056,434	9,056,434
HARRF Upgrades	Ww/CSD		500,000	5,495,000	5,995,000
Lift Station No. 1 and Force Main	Ww/WwB		2,900,000	1,400,000	4,300,000
Lift Station No. 2 Rehabilitation	Ww		300,000		300,000
Lift Station No. 4	Ww			1,654,000	1,654,000
Lift Station No. 7	Ww		200,000		200,000
Lift Station No. 8 Relocation	Ww/WwB		3,000,000		3,000,000
Lift Station No. 10	Ww		2,000,000		2,000,000
* Primary Building Upgrade	Ww/WwB	750,000	6,000,000		6,750,000
* Sewer Pipeline Rehabilitation / Replacement	Ww/WwB	1,100,000	5,900,000	1,551,900	8,551,900
Trunk Main, Auto Park Way to HARRF	Ww/WwB		2,250,000	250,000	2,500,000
Trunk Main, Ctr City Pkwy to Auto Park Way	Ww			1,500,000	1,500,000
Ww Line-Reidy Crk, Centre City Pkwy to Village Rd	Ww		1,200,000	300,000	1,500,000
Total Wastewater Utilities CIP Funded Construction		1,850,000	30,750,000	80,191,128	112,791,128

Wastewater Utilities Maintenance and Other Capital Outlay	**Source	FY 2010/11 Approved Budget	FYs 2011/12 - 2014/15 Projected	FY 2010/11 Budget Carryover	Total FY 2010/11 Budget
Alley Rehabilitation Project	Ww			1,143,348	1,143,348
Asset Management Development	Ww	50,000			50,000
Collection System Maintenance	Ww	100,000	400,000	567,339	667,339
Digester Cleaning	Ww/CSD	50,000	200,000	819,599	869,599
HARRF Odor Control	Ww/CSD			499,018	499,018
HARRF Secondary Clarifier Rehabilitaion	Ww	100,000	1,000,000	200,000	300,000
Indirect Potable Reuse Feasibility Study	Ww	100,000	450,000	100,000	200,000
Land Outfall Cathodic	Ww/CSD		250,000	531,459	531,459
Lift Station Major Maintenance	Ww	75,000	300,000	352,416	427,416
Lift Station No 3 Upgrades	Ww			295,063	295,063
Manhole Rehabilitation	Ww	100,000	400,000	350,257	450,257
Outfall Maintenance	Ww/CSD		400,000	571,697	571,697
Reclamation Irrigation Retrofit	Ww			424,186	424,186

* See Detail of Construction Projects

** See Source Legend

Continued...

CITY OF ESCONDIDO
 FIVE-YEAR CAPITAL IMPROVEMENT PROGRAM AND BUDGET
 FISCAL YEARS 2010/11 - 2014/15

PUBLIC UTILITIES CIP FUNDING - Program Summary

Wastewater Utilities Maintenance and Other Capital Outlay	**Source	FY 2010/11 Approved Budget	FYs 2011/12 - 2014/15 Projected	FY 2010/11 Budget Carryover	Total FY 2010/11 Budget
<i>Continued....</i>					
Sewer Main Oversizing	Ww	100,000	400,000	219,884	319,884
Sewer Master Plan	Ww	500,000			500,000
Televised Outfall	Ww		1,000,000		
Wastewater Treatment Plant Major Maintenance	Ww/CSD	575,000	1,600,000	16,196	591,196
West Side Lift Station Evaluation	Ww/WwB		6,950,000	350,000	350,000
Total Wastewater Utilities CIP Maintenance & Capital Outlay		1,750,000	13,350,000	6,440,462	8,190,462
Total Wastewater Utilities CIP Funding		3,600,000	44,100,000	86,631,590	120,981,590
TOTAL PUBLIC UTILITIES CIP FUNDING		\$ 6,550,000	\$ 89,500,000	\$ 132,740,731	\$ 202,890,731

** See Source Legend

Source Legend

ARRA = American Recovery and Reinvestment Act

CSD = City of San Diego

DC = Developer Contributions

FG = Federal Grant - Department of Agriculture "Natural Resources Conservation Services"

ROA = Reimbursement from Outside Agency (Palomar Energy LLP)

SDW = Safe Drinking Water State Revolving Fund Loan

VID = Vista Irrigation District

W = Water Utility charges for services

WB = Water Bond Proceeds

Ww = Wastewater Utility charges for services

WwB = Wastewater Bond Proceeds

CITY OF ESCONDIDO
 FIVE-YEAR CAPITAL IMPROVEMENT PROGRAM AND BUDGET
 FISCAL YEARS 2010/11 - 2014/15

PUBLIC UTILITIES CIP FUNDING - Construction Project Details



Project Type: WATER UTILITIES

Project Title: A-3 Reservoir Design & Site Acquisition

Description: Evaluation of the options for the construction of a reservoir to replace the 70-year old A-3 tank at the east end of Idaho Avenue. A location with a higher elevation is needed to improve service within the pressure zone.

Project Cost:	FY 2010/11					Prior Years Appropriated	Estimated Total
	Approved Budget	11/12 Projected	12/13 Projected	13/14 Projected	14/15 Projected		
Direct/Indirect Costs	\$ 1,000	\$ 340,000				\$ 2,000,000	\$ 2,341,000
Engineering & Design	99,000	10,000					109,000
Reservoir		500,000					500,000
Totals	\$ 100,000	\$ 850,000				\$ 2,000,000	\$ 2,950,000

FY 10/11 Source: *Water Utilities charges for services*

CITY OF ESCONDIDO
 FIVE-YEAR CAPITAL IMPROVEMENT PROGRAM AND BUDGET
 FISCAL YEARS 2010/11 - 2014/15

PUBLIC UTILITIES CIP FUNDING - Construction Project Details



Project Type: WASTEWATER UTILITIES

Project Title: Primary Building Upgrade

Description: Removal of the Primary Clarifier Building, installation of covers directly to basins, upgrade scum and sludge collector systems and replace odor control process.

Project Cost:	FY 2010/11					Prior Years Appropriated	Estimated Total
	Approved Budget	11/12 Projected	12/13 Projected	13/14 Projected	14/15 Projected		
Direct/Indirect Costs	\$ 50,000		\$ 50,000				\$ 100,000
Engineering & Design	700,000		5,950,000				6,650,000
Totals	\$ 750,000		\$6,000,000				\$6,750,000

FY 10/11 Source: Wastewater Utilities charges for services

CITY OF ESCONDIDO
 FIVE-YEAR CAPITAL IMPROVEMENT PROGRAM AND BUDGET
 FISCAL YEARS 2010/11 - 2014/15

PUBLIC UTILITIES CIP FUNDING - Construction Project Details



Project Type: WASTEWATER UTILITIES

Project Title: Sewer Pipeline Rehabilitation/Replacement

Description: The 2005 Collections System Master Plan specifies sewer line segments within the collection system that either require expansion, repair or replacement. Work will be performed by outside contractors on specific locations as needs and priorities determine.

Project Cost:	FY 2010/11					Prior Years Appropriated	Estimated Total
	Approved Budget	11/12 Projected	12/13 Projected	13/14 Projected	14/15 Projected		
Direct/Indirect Costs	\$ 50,000			\$ 50,000	\$ 50,000	\$ 1,551,900	\$ 1,701,900
Engineering & Design	100,000			400,000	400,000		900,000
Sewer Lines	950,000			1,450,000	3,550,000		5,950,000
Totals	\$ 1,100,000			\$ 1,900,000	\$ 4,000,000	\$ 1,551,900	\$ 8,551,900

FY 10/11 Source: *Wastewater Utilities charges for services*

CITY OF ESCONDIDO
 FIVE-YEAR CAPITAL IMPROVEMENT PROGRAM AND BUDGET
 FISCAL YEARS 2010/11 - 2014/15

WATER UTILITIES CAPITAL PROJECTS FUND
SOURCES AND USES
FISCAL YEAR 2010/11

Sources of Funds:

Available Balance	\$ 950,000
Transfer from Water Utilities Operating Fund	2,000,000
Total, Sources of Funds	<u><u>\$ 2,950,000</u></u>

Uses of Funds:

Construction Projects:

A-3 Reservoir Design & Site Acquisition	\$ 100,000
---	------------

Maintenance and Other Capital Outlay Projects:

Asset Management Development	50,000
Automatic Meter Reading	1,500,000
Miscellaneous Canal Projects	50,000
Miscellaneous Main Replacement	100,000
Park Hill Generator	200,000
Water Treatment Plant - Major Maintenance Projects	350,000
Water Treatment Plant - Master Plan	50,000
Water Treatment Plant - Onsite Chlorine Generation	300,000
Water Treatment Plant - SCADA Upgrades	50,000
Water Treatment Plant - Upgrades	200,000
Subtotal, Maintenance and Other Capital Outlay Projects	<u>2,850,000</u>

Total, Uses of Funds	<u><u>\$ 2,950,000</u></u>
-----------------------------	-----------------------------------

CITY OF ESCONDIDO
 FIVE-YEAR CAPITAL IMPROVEMENT PROGRAM AND BUDGET
 FISCAL YEARS 2010/11 - 2014/15

WASTEWATER UTILITIES CAPITAL PROJECTS FUND
SOURCES AND USES
FISCAL YEAR 2010/11

Sources of Funds:

Transfer from Wastewater Utilities Operating Fund	\$ 3,600,000
Total, Sources of Funds	\$ 3,600,000

Uses of Funds:

Construction Projects:

Primary Building Upgrade	\$ 750,000
Sewer Pipeline Rehabilitation/Replacement	1,100,000
Subtotal, Construction Projects	1,850,000

Maintenance and Other Capital Outlay Projects:

Asset Management Development	50,000
Collection System Maintenance	100,000
Digester Cleaning	50,000
HARRF Secondary Clarifier Rehabilitation	100,000
Indirect Potable Reuse Feasibility Study	100,000
Lift Station Major Maintenance	75,000
Manhole Rehabilitation	100,000
Sewer Main Oversizing	100,000
Sewer Master Plan	500,000
Wastewater Treatment Plant Major Maintenance	575,000
Subtotal, Maintenance and Other Capital Outlay Projects	1,750,000

Total, Uses of Funds	\$ 3,600,000
-----------------------------	---------------------



CAPITAL PROJECTS FUNDED IN PRIOR YEARS



CITY OF ESCONDIDO
 FIVE-YEAR CAPITAL IMPROVEMENT PROGRAM AND BUDGET
 FISCAL YEARS 2010/11 - 2014/15

CAPITAL PROJECTS FUNDED IN PRIOR YEARS

Status of projects over \$5,000 as of June 30, 2010 (Unaudited)

Project Number	Description	Current Budget	FY 09/10 Expenditures	Budget Remaining
Community Services				
333359	Grants-to-Blocks Neighborhood Improvements	328,394	127,633	200,761
ARHPRP	Homeless Prevention Rapid Rehousing - ARRA	703,584	342,960	360,624
335419	In-Home Care for Seniors	28,300	8,894	19,406
410039	Joslyn Senior Center Remodel	73,295	58,670	14,625
335469	Learn to Swim	22,700	7,640	15,060
335229	Minor Home Repairs	25,000	1,427	23,573
200109	Mobilehome Rental Subsidy	146,300	130,300	16,000
430109	Neighborhood Outreach & Support	37,395	9,629	27,766
ARNSPG	Neighborhood Stabilization - HERA	1,309,830	50,588	1,259,242
HSNSPG	Neighborhood Stabilization - HERA	162,193		162,193
335500	Project NEAT	37,000	11,349	25,651
333139	San Diego Workforce Partnership	58,290	33,382	24,908
200119	Senior Apartment Rental Subsidy	176,386	157,450	18,936
335489	Senior Nutrition Program	60,000	47,951	12,049
335479	Workforce Assistance	25,000	18,420	6,580
Total Community Services		3,193,667	1,006,294	2,187,373
Economic Development				
101229	Economic Incentive Fund	143,018		143,018
101039	Facade and Property Improvement Grants	17,730		17,730
Total Economic Development		160,748		160,748
General City				
109811	600-620 West Mission Pass Thru per DA	933,678	913,811	19,867
100019	American Disabilities Act Improvements	158,995	277	158,718
101139	Asset Management System	140,726		140,726
107706	Cashiering Software System	142,629	1,280	141,349
207901	CCAE - Building Repair/Maintenance	43,475		43,475
106812	CCAE - City Hall Utility Relocation	228,958	(1,750)	230,708
910129	City Hall Exterior Repairs	6,404		6,404
916906	City Hall/Public Works Yard HVAC Replacement	33,511	19,368	14,143
100529	City Phone System Upgrade	15,347		15,347
100119	Employee Computer Acquisition	35,170	(20,571)	55,741
AREECG	Energy Conservation Block Grant	1,273,300	764,303	508,997

continued on next page

CITY OF ESCONDIDO
 FIVE-YEAR CAPITAL IMPROVEMENT PROGRAM AND BUDGET
 FISCAL YEARS 2010/11 - 2014/15

CAPITAL PROJECTS FUNDED IN PRIOR YEARS

Status of projects over \$5,000 as of June 30, 2010 (Unaudited)

Project Number	Description	Current Budget	FY 09/10 Expenditures	Budget Remaining
<i>General City continued</i>				
108005	Federal Lobbyist	50,000	19,186	30,814
101529	Fiber Network	132,020		132,020
108902	General Plan Update	1,024,015	115,748	908,267
153009	GIS Public Internet Server	24,973		24,973
136401	Hi-Resolution Imagery Acquisition	96,525	73,040	23,485
109401	Marketing Program	49,451	841	48,610
335139	Repair of City Owned Buildings	50,000	18,663	31,337
101299	Server Replacement	40,410	17,943	22,467
106603	Wireless Internet Access at City Hall	20,981	719	20,262
Total General City		4,500,568	1,922,858	2,577,710
Library				
400029	Library Books	207,882	182,841	25,041
409501	Library Books - Supplemental	73,946	45,507	28,439
400079	Library Expansion Project	53,741	5	53,736
407701	Library Refurbishments	1,077,193	857,203	219,990
400819	Library Technology	30,351	15,918	14,433
Total Library		1,443,113	1,101,474	341,639
Parks and Recreation				
104901	Daley Ranch House Improvements	684,171	82,612	601,559
335499	Escondido Creek Improvement Phase I	157,035	28,862	128,173
501807	Kit Carson Amphitheatre Security Improvement	26,290	5,339	20,951
G20124	Multiple Habitat Conservation Prog Subarea Plan	34,272	363	33,909
501805	Parking Lot - Ryan Park	50,622	3,424	47,198
500659	Parks Play Equipment	19,587		19,587
501806	Sports Center Office	141,820	31,005	110,815
Total Parks and Recreation		1,113,797	151,605	962,192
Public Art				
420119	Niki de Saint Phalle Art	41,229	17,934	23,295
421001	Pedestrian Pathfinders	152,000	1,869	150,131
421501	Public Art - Gateways	301,057	105,218	195,839
427905	Repair/Relocate Eucalyptus Leaf Court	17,721	2,103	15,618
Total Public Art		512,007	127,124	384,883

CITY OF ESCONDIDO
 FIVE-YEAR CAPITAL IMPROVEMENT PROGRAM AND BUDGET
 FISCAL YEARS 2010/11 - 2014/15

CAPITAL PROJECTS FUNDED IN PRIOR YEARS

Status of projects over \$5,000 as of June 30, 2010 (Unaudited)

Project Number	Description	Current Budget	FY 09/10 Expenditures	Budget Remaining
Public Safety				
ARCC07	2007 American Red Cross Grant	180,221	67,109	113,112
GCOP08	2007-08 COPS Grant - SG	70,792	42,662	28,130
GDOJ08	2007-08 COPS Technical Grant - FG	147,046		147,046
OTSAVD	2007-08 OTS Avoid 14 - FG	29,476	14,780	14,696
OTS089	2008-09 OTS DUI Enforcement - FG	75,547	53,301	22,246
ARCHRP	2009 Cops Hiring Recovery - FG - ARRA	2,308,144	215,763	2,092,381
GCOP10	2009-10 COPS Grant - SG	224,367		224,367
OTS910	2009-10 OTS DUI Enforcement - FG	362,037	254,812	107,225
CARE10	2010 CARE Youth Project Grant	39,500	5,504	33,996
CAGRIP	CA Gang Reduction, Intervention and Prevention	382,639		382,639
CPAC05	CHEMPAC Grant - FG	6,641		6,641
100239	Computer Aided Dispatch	253,880	116,713	137,167
AREB09	Edward Byrne Memorial 2009 - FG - ARRA	327,153	314,935	12,218
GEBM10	Edward Byrne Memorial 2010 - FG	70,327		70,327
ECFG07	Escondido Charitable Foundation 2007	12,884	7,863	5,021
160169	Fire Station Records Management System	50,000		50,000
174505	Fire Station No. 1	710,321	700,600	9,721
171502	Fire Station No. 3	6,692	1,425	5,267
160149	Fire Station No. 4 Remodel	400,000		400,000
171503	Fire Station No. 6	6,844	1,160	5,684
GDU110	OTS Sobriety Checkpoint - FG	61,365	48,201	13,164
171501	Police and Fire Headquarters	17,570,667	16,527,074	1,043,593
150149	Police Firearms Range Facility	49,695	28,014	21,681
BRUT06	Police Service Dog, Training, and Equipment	6,782		6,782
150179	Public Safety Facility Expansion	1,956,405	1,880,488	75,917
SCVPSG	School Community Violence Prevention - FG	10,000		10,000
SHSE09	State Homeland Security Equipment - FG	119,090	30,000	89,090
SHSEOC	State Homeland Security EOC Exercise - FG	40,800		40,800
SHSP07	State Homeland Security Planning - FG	10,650	5,041	5,609
SHSP08	State Homeland Security Planning - FG	25,000	11,740	13,260
SHSP09	State Homeland Security Planning - FG	33,800		33,800
SHST08	State Homeland Security Training - FG	18,850		18,850
SHST09	State Homeland Security Training - FG	15,150		15,150
Total Public Safety		25,582,765	20,327,185	5,255,580

CITY OF ESCONDIDO
 FIVE-YEAR CAPITAL IMPROVEMENT PROGRAM AND BUDGET
 FISCAL YEARS 2010/11 - 2014/15

CAPITAL PROJECTS FUNDED IN PRIOR YEARS

Status of projects over \$5,000 as of June 30, 2010 (Unaudited)

Project Number	Description	Current Budget	FY 09/10 Expenditures	Budget Remaining
Public Works				
100489	101 N. Maple Street Soil Contamination	25,269	192	25,077
200059	470 N. Escondido Soil Contamination	77,497		77,497
101059	Corporation Yard Soil Remediation	120,042		120,042
CF6602	Eureka Ranch CFD	6,952,310	4,760,614	2,191,696
107707	Pedestrian Lighting-Parking Lots & Alleys	34,198		34,198
107604	Public Works Yard Asphalt Overlay	19,989		19,989
109549	Public Works Yard Welding Building	81,889		81,889
Total Public Works		7,311,194	4,760,806	2,550,388
Streets				
Streets Construction				
601002	Bear/East Valley Parkways & Valley Center	1,600,000		1,600,000
690219	Bear/East Valley Parkways & Valley Center	406,130	7,517	398,613
691705	Bear/East Valley Parkways & Valley Center	400,000		400,000
622804	Bear/East Valley Parkways & Valley Center	243,177	37,361	205,816
690029	Centre City Parkway/Highway 78 - Mission	1,470,218	14,699	1,455,519
690239	Citracado Parkway/Don Lee - Vineyard	2,619,644	2,100,302	519,342
602504	Citracado Parkway/Don Lee - Vineyard	528,169	472,176	55,993
672904	Citracado Parkway/Don Lee - Vineyard	436,170	303,519	132,651
601704	Citracado Parkway/Harmony Gr - W Valley Pkwy	12,953,499	219,138	12,734,361
661001	Citracado Parkway/Harmony Gr - W Valley Pkwy	625,000		625,000
691704	Citracado Pkwy/Interstate 15 - W Valley Pkwy	615,245	497	614,748
691706	El Norte Parkway Bridge at Escondido Creek	1,837,862	73,299	1,764,563
602707	El Norte Parkway/Washington Hills	109,831		109,831
651502	Escondido Creek Undercrossing at Ash	1,072,201		1,072,201
690339	Escondido Creek Undercrossing at Ash	428,931	1,649	427,282
690309	Felicita and Juniper/Escondido Blvd to Chestnut	262,914	8,991	253,923
333449	Grape Street Improvements	20,225		20,225
699823	Lake Hodges Bridge	1,425,000	474,694	950,306
604910	Maple Street Pedestrian Plaza	1,101,547		1,101,547
644504	Maple Street Pedestrian Plaza	74,272	57,238	17,034
672001	Maple Street Pedestrian Plaza	98,000		98,000
694101	Maple Street Pedestrian Plaza	200,000		200,000
644503	Mercado Area Improvements	511,366	233,158	278,208

continued on next page

CITY OF ESCONDIDO
 FIVE-YEAR CAPITAL IMPROVEMENT PROGRAM AND BUDGET
 FISCAL YEARS 2010/11 - 2014/15

CAPITAL PROJECTS FUNDED IN PRIOR YEARS

Status of projects over \$5,000 as of June 30, 2010 (Unaudited)

Project Number	Description	Current Budget	FY 09/10 Expenditures	Budget Remaining
<i>Street Construction continued</i>				
601603	Reidy Creek Emergency Access Road/Fencing	15,000		15,000
334109	South Elm/Hickory Construction - ARRA	464,210	200,418	263,792
690329	SR78 Bridge Widening at Nordahl	2,579,626	1,110,636	1,468,990
642703	Trffc Signals: Valley Pkwy/11th Avenue - Citracado	73,903		73,903
691703	Trffc Signals: Valley Pkwy/Maple & 2nd/Maple	226,898		226,898
334129	Tulip Street Improvements Phase II	1,101,325	818,994	282,331
335129	Tulip Street Improvements Phase III	681,913	7,962	673,951
Subtotal Streets Construction		34,182,276	6,142,248	28,040,028
Streets Maintenance and Capital Outlay				
647807	Centre City Parkway Landscape	214,793	2,600	212,193
697903	El Norte Parkway - Street Rehabilitation	892,083	12,899	879,184
647706	Grand Avenue Lighting Extension - E and W	205,166	23,560	181,606
679908	La Honda Drainage - Tract 920 per DA	52,586		52,586
698501	Master Plan Bicycle Facilities	23,692	10,726	12,966
697401	Neighborhood Street Projects	17,883		17,883
647808	Neighborhood Street Projects	72,870		72,870
606913	Orange Glen Market Remediation	1,727,564	37,807	1,689,757
609905	Rincon Muni. Repairs: Citracado Pkwy/Don Lee	320,690	210,652	110,038
647504	School Safety Committee	195,560	28,607	166,953
607001	Storm Drain Infrastructure	88,000	1,250	86,750
697001	Street Maintenance-ARRA	2,220,000	298,607	1,921,393
647402	Street Maintenance - GT	269,753	70,076	199,677
627601	Street Maintenance - P42	2,495,716	1,785,165	710,551
697402	Street Maintenance - TN	1,597,919	223,706	1,374,213
627002	Traffic Signal Infrastructure	27,200	2,398	24,802
647403	Traffic Signal Infrastructure	58,015	5,436	52,579
607805	Traffic Signal Infrastructure	127,939		127,939
609704	Undergrounding - East Valley Parkway (20B)	1,321,688		1,321,688
Subtotal Streets Maint and Capital Outlay		11,929,117	2,713,489	9,215,628
Total Streets		46,111,393	8,855,737	37,255,656

Water Utilities

Water Construction

701705	A-3 Reservoir Design & Site Acquisition	1,993,548	1,027	1,992,521
704912	Lake Wohlford Dam Project	591,135	531,546	59,589
702811	Public Works Yard Utility Building	167,473	156,567	10,906

continued on next page

CITY OF ESCONDIDO
 FIVE-YEAR CAPITAL IMPROVEMENT PROGRAM AND BUDGET
 FISCAL YEARS 2010/11 - 2014/15

CAPITAL PROJECTS FUNDED IN PRIOR YEARS

Status of projects over \$5,000 as of June 30, 2010 (Unaudited)

Project Number	Description	Current Budget	FY 09/10 Expenditures	Budget Remaining
<i>Water Construction continued</i>				
704708	Reed Reservoir Design & Construction	7,700,319	141,937	7,558,382
704606	Rincon Power Plant Modification & Penstock	3,551,397		3,551,397
701401	Wash Water Tank at Water Treatment Plant	202,623	165,368	37,255
704709	Water Line - Alexander Area Phase II	6,006,737	2,960,123	3,046,614
704911	Water Line - Cemetery Area	588,220	260,272	327,948
701502	Water Line - Washington Hills per DA	1,200,000		1,200,000
704003	Water Pipeline Replacement	5,000,000		5,000,000
700099	Wohlford Penstock	42,343	86	42,257
Subtotal Water Construction		27,043,795	4,216,926	22,826,869
Water Maintenance and Capital Outlay				
706002	Automatic Meter Reading	50,000		50,000
707901	Dixon Dam Piezometer Replacement	187,656	174,899	12,757
701906	Emergency Treated Water Connection	1,000,000		1,000,000
700519	Miscellaneous Canal Projects	375,530	160,625	214,905
700329	Miscellaneous Main Replacement	384,468	60,459	324,009
707818	Project 176 Relicensing	167,315	73,574	93,741
700019	Water Master Plan Update	50,000		50,000
700239	WTP Major Maintenance Projects	824,982	568,501	256,481
701001	WTP Onsite Chlorine Generation	25,000		25,000
Subtotal Water Maint and Capital Outlay		3,064,951	1,038,058	2,026,893
Total Water Utilities		30,108,746	5,254,984	24,853,762

Wastewater Utilities

Wastewater Construction

804001	HARRF Influent Pump Station	200,000		200,000
800309	HARRF Modifications Phase II	101,041	16,998	84,043
801503	HARRF Storage System	1,267,111	12,057	1,255,054
801706	HARRF Upgrades	3,886,280	891,235	2,995,045
800699	Lift Station No. 1 and Force Main	1,353,954		1,353,954
800389	Lift Station No. 4	1,512,812	230,392	1,282,420
807704	Sewer Pipeline Rehabilitation/Replacement	1,551,881	4,056	1,547,825
801913	Trunk Main/Auto Park Way - HARRF	250,000		250,000
804808	Trunk Main/Centre City Pkwy - Auto Park Way	1,442,523	6,793	1,435,730
804707	Ww Line-Reidy Creek/Center City Pkwy to Village	299,750		299,750
Subtotal Wastewater Construction		11,865,352	1,161,531	10,703,821

CITY OF ESCONDIDO
 FIVE-YEAR CAPITAL IMPROVEMENT PROGRAM AND BUDGET
 FISCAL YEARS 2010/11 - 2014/15

CAPITAL PROJECTS FUNDED IN PRIOR YEARS
Status of projects over \$5,000 as of June 30, 2010 (Unaudited)

Project Number	Description	Current Budget	FY 09/10 Expenditures	Budget Remaining
Wastewater Maintenance and Capital Outlay				
807705	Alley Rehabilitation Project	1,143,398	50	1,143,348
800329	Collection System Maintenance	600,095	32,756	567,339
807503	Digester Cleaning	819,599		819,599
801812	HARRF Odor Control	499,186	169	499,017
807402	HARRF Secondary Clarifier Rehabilitation	200,000		200,000
807002	Indirect Potable Reuse Study	100,000		100,000
800299	Land Outfall Cathodic	557,529	26,070	531,459
800379	Lift Station Major Maintenance	428,187	75,771	352,416
806809	Lift Station No. 3 Upgrades	295,063		295,063
800319	Manhole Rehabilitation	366,376	16,119	350,257
800079	Outfall Repair Contingency	591,294	19,598	571,696
800259	Reclamation Irrigation Retrofit	457,104	32,918	424,186
800169	Sewer Main Oversizing	219,884		219,884
808810	West Side Lift Station Evaluation	350,000		350,000
800289	Wastewater Treatment Plant Major Maintenance	784,765	768,569	16,196
Subtotal Wastewater Maint and Capital Outlay		7,412,480	972,020	6,440,460
Total Wastewater Utilities		19,277,832	2,133,551	17,144,281
TOTALS		\$ 139,315,830	\$ 45,641,618	\$ 93,674,212

INTERFUND TRANSFERS





CITY OF ESCONDIDO
 FIVE-YEAR CAPITAL IMPROVEMENT PROGRAM AND BUDGET
 FISCAL YEARS 2010/11 - 2014/15

INTERFUND TRANSFERS SCHEDULE
 Fiscal Year 2010/11

	<u>TRANSFER IN</u>	<u>TRANSFER OUT</u>
<u>General Fund:</u>		
Transfer from Gas Tax Fund	\$ 1,982,000	
Transfer from Cable Technology Fund	11,000	
Total, General Fund	1,993,000	
<u>Gas Tax Fund:</u>		
Transfer to General Fund		\$ 1,982,000
Total, Gas Tax Fund		1,982,000
<u>Cable Technology Fund:</u>		
Transfer to General Fund		11,000
Transfer to General Capital Projects Fund		71,160
Total, Cable Technology Fund		82,160
<u>Community Development Block Grant Projects Fund:</u>		
Transfer from Community Development Block Grant Fund	1,509,990	
Total, Community Development Block Grant Projects Fund	1,509,990	
<u>Community Development Block Grant Fund:</u>		
Transfer to Community Development Block Grant Projects Fund		1,509,990
Total, Community Development Block Grant Fund		1,509,990
<u>CDC Housing Fund</u>		
Transfer to CDC Housing Capital Projects Fund		300,000
Total, CDC Housing Fund		300,000
<u>CDC Housing Capital Projects Fund</u>		
Transfer from CDC Housing Fund	300,000	
Total, CDC Housing Capital Projects Fund	300,000	
<u>General Capital Projects Fund:</u>		
Transfer from Cable Technology Fund	71,160	
Transfer from Public Facilities - Admin Fund	7,140	
Transfer from Reidy Creek Golf Course Fund	36,300	
Transfer from Water Utilities Operating Fund	14,400	
Transfer from Wastewater Utilities Operating Fund	9,300	
Total, General Capital Projects Fund	138,300	

CITY OF ESCONDIDO
 FIVE-YEAR CAPITAL IMPROVEMENT PROGRAM AND BUDGET
 FISCAL YEARS 2010/11 - 2014/15

INTERFUND TRANSFERS SCHEDULE
 Fiscal Year 2010/11

	<u>TRANSFER IN</u>	<u>TRANSFER OUT</u>
<u>Public Facilities - Admin Fund:</u>		
Transfer to General Capital Projects Fund		7,140
Total, Public Facilities - Admin Fund		<u>7,140</u>
<u>Reidy Creek Golf Course Fund:</u>		
Transfer to General Capital Projects Fund		36,300
Total, Reidy Creek Golf Course Fund		<u>36,300</u>
<u>Water Utilities Capital Projects Fund:</u>		
Transfer from Water Utilities Operating Fund	2,000,000	
Total, Water Utilities Capital Projects Fund	<u>2,000,000</u>	
<u>Water Utilities Operating Fund:</u>		
Transfer to General Capital Projects Fund		14,400
Transfer to Water Utilities Capital Projects Fund		2,000,000
Total, Water Utilities Operating Fund		<u>2,014,400</u>
<u>Wastewater Utilities Capital Projects Fund:</u>		
Transfer from Wastewater Utilities Operating Fund	3,600,000	
Total, Wastewater Utilities Capital Projects Fund	<u>3,600,000</u>	
<u>Wastewater Utilities Operating Fund:</u>		
Transfer to General Capital Projects Fund		9,300
Transfer to Wastewater Utilities Capital Projects Fund		3,600,000
Total, Wastewater Utilities Operating Fund		<u>3,609,300</u>
<hr/>		
TOTAL INTERFUND TRANSFERS	\$ 9,541,290	\$ 9,541,290
<hr/> <hr/>		

DESIGNATIONS OF FUND BALANCE





CITY OF ESCONDIDO
FIVE-YEAR CAPITAL IMPROVEMENT PROGRAM AND BUDGET
FISCAL YEARS 2010/11 - 2014/15

**ESTIMATED
DESIGNATIONS OF FUND BALANCE SCHEDULE
Fiscal Year 2010/11**

General Capital Projects Fund:

Designated for future Boundless Playground Project	26,961
Total, General Capital Projects Fund	26,961

Library Trust Fund:

Designated for Literacy Projects	7,111
Total, Library Trust Fund	7,111

Public Facilities Fee Funds:

Designated for future West Courtyard Annex Building at Senior Center	107,700
Designated for Public Safety Facility	545,666
Total, Public Facilities Fee Funds	653,366

Street Projects Fund:

Designated for future Traffic Signal and ramps at Valley Parkway and Interstate 15	50,000
Designated for future replacement of funding transferred for 20B Undergrounding on Ash Street between El Norte Parkway and Lincoln	215,000
Total, Street Projects Fund	265,000

Storm Drain Fund

Designated for future annual Developer Reimbursements	27,500
Total, Storm Drain Fund	27,500

TOTAL ESTIMATED DESIGNATIONS OF FUND BALANCE	\$ 979,938
---	-------------------



